



LOUISVILLE FREE PUBLIC LIBRARY  
LIBRARY ADVISORY COMMISSION

**Library Advisory Commission Agenda**  
January 21, 2025.

- I. Quorum Call and Call to Order
  - Approve the meeting minutes of the December 17, 2024 meeting.
  - Excuse the absences of Charity Garnett and Tiffany Stith from the December 17, 2024 meeting.
  - Introduction of new Commissioner, Brelin Tilford
- II. Planning Report
- III. Finance Report
- IV. Librarian's Report
- V. Chairperson's Report
- VI. Old Business
- VII. New Business
- VIII. Adjournment



LOUISVILLE FREE PUBLIC LIBRARY  
LIBRARY ADVISORY COMMISSION

**Library Advisory Commission Meeting Minutes**  
**December 17, 2024**  
*Draft for Approval*

**I. Quorum and Call to Order**

The regular meeting of the Library Advisory Commission was called to order by Commission Chair Anita Riley Hall, at 4:35 on Tuesday, December 17, 2024. The meeting was held in the Board Room at the Main Library.

Commissioners in attendance were Anita Riley Hall, Carla Robinson, Demiche Sewell, Florence Chang, Marcus Walker, Nathan Smith, and Whitney Soergel.

Absent commissioners were Charity Garnett and Tiffany Stith.

Others present included: Library Director Lee Burchfield, Library Foundation Director Chandra Gordon, Library Assistant Director Carrick Arehart, Library Communications Manager Paul Burns, Library Executive Administrator Ben Tipton, and Library Administrative Assistant Vanessa Fuller.

A motion to approve the minutes of the meeting held on November 19, 2024 was entered by Marcus Walker, seconded by Whitney Soergel, and approved.

A motion to excuse the absence of commissioners Nathan Smith and Tiffany Stith from the November 19, 2024 meeting was entered by Marcus Walker, seconded by Whitney Soergel, and approved.

**II. Planning Report**

No Planning Report.

**III. Finance Report**

No Finance Report.

**IV. Librarian's Report**

Lee Burchfield submitted a written Librarian's Report. Highlights were reviewed for the committee. The complete report is attached to these minutes.

**V. Chairpersons Report**

No Chairpersons Report.



LOUISVILLE FREE PUBLIC LIBRARY  
LIBRARY ADVISORY COMMISSION

**VI. Old Business**

The Commission reviewed a letter of support from Commission Chair Anita Riley Hall for the Facilities Plan 2025. The letter will be included in the final version of the Facilities Plan.

A motion to approve the letter was entered by Florence Change, seconded by Demiche Sewell, and approved.

**VII. New Business**

**VIII. Adjournment**

There being no other business, the meeting was adjourned at 4:56 pm.

*Minutes prepared by Vanessa Fuller, Administrative Assistant.*

LOUISVILLE FREE PUBLIC LIBRARY  
MONTHLY REPORT

DECEMBER 2024

	Dec-24	Dec-23	% of Change From Last Year	12 Month Running Total Current Year	12 Month Running Total Last Year	% of Change From Last Year
Circulation	283,738	285,098	-0.5%	3,769,705	3,706,541	1.7%
Door Count	123,574	118,215	4.5%	1,791,424	1,747,402	2.5%
New Registration	1,146	2,266	-49.4%	31,679	33,663	-5.9%
Information Requests	84,582	47,199	79.2%	1,027,683	916,094	12.2%
Program Count	804	687	17.0%	10,386	9,796	6.0%
Program Attendance	14,248	11,234	26.8%	193,755	186,666	3.8%
Outreach Visit	130	75	73.3%	1,857	2,408	-22.9%
Outreach Visit Contacts	3,177	1,969	61.4%	73,593	105,401	-30.2%
Meeting Room Count	336	303	10.9%	5,207	4,668	11.5%
Meeting Room Attendance	4,129	3,736	10.5%	71,510	61,345	16.6%
Public Computer Usage	24,809	24,228	2.4%	350,376	338,311	3.6%
Patrons active this month	44,735	43,036	3.9%			
1 Year Active Patrons	131,409	130,368	0.8%			
3 Year Active Patrons	202,584	204,867	-1.1%			
Patrons with Library Cards	585,955	554,787	5.6%			
Interlibrary Loans						
Received	47	47	0.0%			
Sent	57	40	42.5%			

LOUISVILLE FREE PUBLIC LIBRARY  
CIRCULATION SUMMARY

DECEMBER 2024

	Total Dec-24	Total Dec-23	% of Change From 2023	12 Month Running Total 2024	12 Month Running Total 2023	% of Change From 2023
<b><u>MAIN</u></b>						
Circulation Dept.	9,604	9,464	1.5%	129,561	134,953	-4.0%
E-Book Circulation	137,020	128,551	6.6%	1,624,321	1,427,988	13.7%
<b><u>MAIN SUB-TOTAL</u></b>	146,624	138,015	6.2%	1,753,882	1,562,941	12.2%
<b><u>BRANCHES</u></b>						
Bon Air	8,372	8,499	-1.5%	115,208	125,652	-8.3%
Crescent Hill	8,678	9,453	-8.2%	126,834	131,019	-3.2%
Fairdale	2,077	1,914	8.5%	28,253	27,826	1.5%
Fern Creek	0	0	0.0%	0	0	0.0%
Highlands-Shelby Park	8,609	9,963	-13.6%	124,065	128,850	-3.7%
Iroquois	5,316	5,482	-3.0%	80,580	79,035	2.0%
Jeffersontown	10,552	11,011	-4.2%	162,677	174,841	-7.0%
Middletown	9,884	11,288	-12.4%	152,664	166,173	-8.1%
Newburg	834	628	32.8%	12,370	13,646	-9.4%
Northeast	35,872	37,933	-5.4%	515,088	558,343	-7.7%
Portland	0	14	-100.0%	0	7,825	-100.0%
Shawnee	1,485	1,149	29.2%	18,649	19,054	-2.1%
Shively	1,749	1,718	1.8%	28,914	27,734	4.3%
South Central	11,615	12,779	-9.1%	171,913	185,647	-7.4%
Southwest	8,665	9,637	-10.1%	132,712	140,590	-5.6%
St. Matthews	21,017	22,520	-6.7%	311,267	320,310	-2.8%
Western	594	838	-29.1%	8,279	10,849	-23.7%
Adult Bookmobile	1,134	920	23.3%	13,497	12,581	7.3%
Juvenile Bookmobile	661	1,337	-50.6%	12,853	13,625	-5.7%
<b><u>BRANCH SUB-TOTAL</u></b>	137,114	147,083	-6.8%	2,015,823	2,143,600	-6.0%
<b><u>SYSTEM TOTAL</u></b>	283,738	285,098	-0.5%	3,769,705	3,706,541	1.7%

LOUISVILLE FREE PUBLIC LIBRARY  
CIRCULATION

DECEMBER 2024

	Adult Circulation		% of Change	12 Month Running Total	12 Month Running Total	% of Change	Juvenile Circulation		% of Change	12 Month Running Total	12 Month Running Total	% of Change
	Dec-24	Dec-23		2024	2023		Dec-24	Dec-23		2024	2023	
MAIN												
Circulation Dept.	7,022	6,426	9.3%	86,900	85,657	1.5%	2,582	3,038	-15.0%	42,661	49,296	-13.5%
E-Book Circulation	118,846	110,446	7.6%	1,392,648	1,221,398	14.0%	18,174	18,105	0.4%	231,673	206,590	12.1%
MAIN SUB-TOTAL	125,868	116,872	7.7%	1,479,548	1,307,055	13.2%	20,756	21,143	-1.8%	274,334	255,886	7.2%
BRANCHES												
Bon Air	5,910	5,892	0.3%	72,862	76,126	-4.3%	2,462	2,607	-5.6%	42,346	49,526	-14.5%
Crescent Hill	5,425	5,746	-5.6%	67,270	68,996	-2.5%	3,253	3,707	-12.2%	59,564	62,023	-4.0%
Fairdale	1,319	1,126	17.1%	15,845	15,418	2.8%	758	788	-3.8%	12,408	12,408	0.0%
Fern Creek	0	0	0.0%	0	0	0.0%	0	0	0.0%	0	0	0.0%
Highlands-Shelby Park	6,262	7,135	-12.2%	82,900	87,033	-4.7%	2,347	2,828	-17.0%	41,165	41,817	-1.6%
Iroquois	3,272	3,077	6.3%	40,124	38,565	4.0%	2,044	2,405	-15.0%	40,456	40,470	0.0%
Jeffersontown	6,476	6,652	-2.6%	84,366	89,156	-5.4%	4,076	4,359	-6.5%	78,311	85,685	-8.6%
Middletown	4,943	5,283	-6.4%	65,963	68,153	-3.2%	4,941	6,005	-17.7%	86,701	98,020	-11.5%
Newburg	351	319	10.0%	6,261	6,132	2.1%	483	309	56.3%	6,109	7,514	-18.7%
Northeast	16,251	16,531	-1.7%	209,941	214,120	-2.0%	19,621	21,402	-8.3%	305,147	344,223	-11.4%
Portland	0	12	-100.0%	0	4,486	-100.0%	0	2	-100.0%	0	3,339	-100.0%
Shawnee	939	760	23.6%	10,898	10,472	4.1%	546	389	40.4%	7,751	8,582	-9.7%
Shively	1,219	1,196	1.9%	18,880	17,175	9.9%	530	522	1.5%	10,034	10,559	-5.0%
South Central	7,066	7,741	-8.7%	95,987	99,295	-3.3%	4,549	5,038	-9.7%	75,926	86,352	-12.1%
Southwest	5,092	5,678	-10.3%	69,214	72,772	-4.9%	3,573	3,959	-9.7%	63,498	67,818	-6.4%
St. Matthews	13,053	13,067	-0.1%	165,397	165,063	0.2%	7,964	9,453	-15.8%	145,870	155,247	-6.0%
Western	393	442	-11.1%	5,030	6,276	-19.9%	201	396	-49.2%	3,249	4,573	-29.0%
Adult Outreach Vehicle	1,128	885	27.5%	13,325	12,406	7.4%	6	35	-82.9%	172	175	-1.7%
Juvenile Bookmobile	108	241	-55.2%	792	1,273	-37.8%	553	1,096	-49.5%	12,061	12,352	-2.4%
BRANCH SUB-TOTAL	79,207	81,783	-3.1%	1,025,055	1,052,917	-2.6%	57,907	65,300	-11.3%	990,768	1,090,683	-9.2%
SYSTEM TOTAL	205,075	198,655	3.2%	2,504,603	2,359,972	6.1%	78,663	86,443	-9.0%	1,265,102	1,346,569	-6.0%

LOUISVILLE FREE PUBLIC LIBRARY  
DOOR COUNT

DECEMBER 2024

	Dec-24	Dec-23	% of Change	12 Month Running Total 2024	12 Month Running Total 2023	% of Change
<b><u>MAIN</u></b>						
Main Library	25,090	21,636	16.0%	315,932	276,124	14.4%
<b><u>BRANCHES</u></b>						
Bon Air	5,709	5,339	6.9%	80,417	81,023	-0.7%
Crescent Hill	4,751	4,841	-1.9%	70,487	67,034	5.2%
Fairdale	1,374	1,538	-10.7%	23,853	22,932	4.0%
Fern Creek	0	0	0.0%	0	0	0.0%
Highlands-Shelby Park	7,279	7,966	-8.6%	105,715	103,069	2.6%
Iroquois	4,734	4,337	9.2%	71,576	67,712	5.7%
Jeffersontown	6,418	6,929	-7.4%	99,749	97,229	2.6%
Middletown	5,450	5,715	-4.6%	83,786	82,373	1.7%
Newburg	4,008	3,969	1.0%	57,547	60,046	-4.2%
Northeast	15,173	15,187	-0.1%	228,830	241,033	-5.1%
Portland	0	0	#DIV/0!	0	15,868	-100.0%
Shawnee	5,730	5,261	8.9%	84,611	86,314	-2.0%
Shively	4,555	4,139	10.1%	72,879	64,510	13.0%
South Central	10,188	9,542	6.8%	152,920	145,164	5.3%
Southwest	9,078	7,179	26.5%	126,653	118,779	6.6%
St. Matthews	11,334	11,261	0.6%	168,024	161,450	4.1%
Western	1,999	2,378	-15.9%	35,863	37,837	-5.2%
Juvenile Bookmobile	704	998	-29.5%	12,582	18,905	-33.4%
<b><u>BRANCH SUB-TOTAL</u></b>	98,484	96,579	2.0%	1,475,492	1,471,278	0.3%
<b><u>SYSTEM TOTAL</u></b>	123,574	118,215	4.5%	1,791,424	1,747,402	2.5%

LOUISVILLE FREE PUBLIC LIBRARY  
COMPUTER USAGE

DECEMBER 2024

	Dec-24	Dec-23	% of Change	12 Month Running Total 2024	12 Month Running Total 2023	% of Change
<b><u>MAIN</u></b>						
Main Library	7,042	6,252	12.6%	81,635	74,874	9.0%
<b><u>BRANCHES</u></b>						
Bon Air	1,175	1,172	0.3%	17,859	18,139	-1.5%
Crescent Hill	413	464	-11.0%	7,586	6,923	9.6%
Fairdale	339	373	-9.1%	5,188	5,505	-5.8%
Fern Creek	0	0	0.0%	0	0	0.0%
Highlands-Shelby Park	1,057	1,228	-13.9%	15,298	15,036	1.7%
Iroquois	1,343	1,260	6.6%	18,841	17,966	4.9%
Jeffersontown	717	770	-6.9%	11,530	11,083	4.0%
Middletown	617	663	-6.9%	9,575	8,164	17.3%
Newburg	1,109	1,136	-2.4%	17,304	17,519	-1.2%
Northeast	1,212	1,045	16.0%	17,448	16,886	3.3%
Portland	0	0	#DIV/0!	0	4,393	-100.0%
Shawnee	1,373	1,938	-29.2%	26,552	27,516	-3.5%
Shively	1,557	1,481	5.1%	24,127	21,661	11.4%
South Central	2,485	2,253	10.3%	35,307	34,672	1.8%
Southwest	2,055	1,587	29.5%	26,684	23,244	14.8%
St. Matthews	1,563	1,616	-3.3%	22,093	20,476	7.9%
Western	752	990	-24.0%	13,349	14,254	-6.3%
<b><u>BRANCH SUB-TOTAL</u></b>	17,767	17,976	-1.2%	268,741	263,437	2.0%
<b><u>SYSTEM TOTAL</u></b>	24,809	24,228	2.4%	350,376	338,311	3.6%



LOUISVILLE FREE PUBLIC LIBRARY  
REGISTRATIONS

DECEMBER 2024

	Dec-24	Dec-23	% of Change	12 Month Running Total 2024	12 Month Running Total 2023	% of Change
<b><u>MAIN</u></b>						
Main Combined	156	1,229	-87.3%	14,454	15,624	-7.5%
<b><u>BRANCHES</u></b>						
Bon Air	51	44	15.9%	821	833	-1.4%
Crescent Hill	62	76	-18.4%	860	839	2.5%
Fairdale	27	24	12.5%	376	402	-6.5%
Fern Creek	0	0	0.0%	0	6	-100.0%
Highlands-Shelby Park	73	72	1.4%	1,020	1,216	-16.1%
Iroquois	31	40	-22.5%	787	724	8.7%
Jeffersontown	108	97	11.3%	1,585	1,682	-5.8%
Middletown	88	85	3.5%	1,551	1,511	2.6%
Newburg	19	17	11.8%	404	446	-9.4%
Northeast	174	154	13.0%	2,802	3,053	-8.2%
Portland	5	1	400.0%	37	173	-78.6%
Shawnee	20	30	-33.3%	387	465	-16.8%
Shively	31	28	10.7%	611	631	-3.2%
South Central	101	131	-22.9%	2,034	2,138	-4.9%
Southwest	86	81	6.2%	1,524	1,438	6.0%
St. Matthews	92	127	-27.6%	1,907	1,961	-2.8%
Western	9	13	-30.8%	228	281	-18.9%
Adult Outreach Vehicle	13	17	-23.5%	233	202	15.3%
Juvenile Bookmobile	0	0	#DIV/0!	58	38	52.6%
<b><u>BRANCH SUB-TOTAL</u></b>	990	1,037	-4.5%	17,225	18,039	-4.5%
<b><u>SYSTEM TOTAL</u></b>	1,146	2,266	-49.4%	31,679	33,663	-5.9%

LOUISVILLE FREE PUBLIC LIBRARY  
INFORMATION REQUESTS

DECEMBER 2024

	Monthly Directional Requests		12 Month Running Total	12 Month Running Total	% of Change	Monthly Informational Requests		12 Month Running Total	12 Month Running Total	% of Change	Total Requests Month	Total Requests Month	% Change
	Dec-24	Dec-23	2024	2023		Dec-24	Dec-23	2024	2023		Dec-24	Dec-23	
<b>MAIN</b>													
Children's Dept.	837	482	11,128	8,244	35.0%	1,891	1,450	23,452	20,266	15.7%	2,728	1,932	41.2%
Circ & Info Services	6,541	2,073	67,920	50,793	33.7%	12,927	2,073	137,919	101,797	35.5%	19,468	4,146	369.6%
Just Ask	0	0	0	452	-100.0%	0	0	0	1,366	-100.0%	0	0	#DIV/0!
<b>MAIN SUB-TOTAL</b>	7,378	2,555	79,048	59,489	32.9%	14,818	3,523	161,371	123,429	30.7%	22,196	6,078	265.2%
<b>BRANCHES</b>													
Bon Air	682	795	10,490	11,682	-10.2%	3,689	795	45,928	43,613	5.3%	4,371	1,590	174.9%
Crescent Hill	713	429	8,766	9,421	-7.0%	2,449	429	27,326	25,340	7.8%	3,162	858	268.5%
Fairdale	310	241	3,659	2,789	31.2%	1,643	241	16,460	11,520	42.9%	1,953	482	305.2%
Fern Creek	0	0	0	0	0.0%	0	0	0	0	0.0%	0	0	0.0%
Highlands-Shelby Park	713	383	6,679	4,537	47.2%	1,457	1,276	20,096	22,232	-9.6%	2,170	1,659	30.8%
Iroquois	744	510	6,493	9,710	-33.1%	2,821	1,508	36,325	25,398	43.0%	3,565	2,018	76.7%
Jeffersontown	279	665	4,932	6,548	-24.7%	3,224	2,378	37,017	39,220	-5.6%	3,503	3,043	15.1%
Middletown	496	845	9,032	10,870	-16.9%	2,015	2,552	30,116	30,541	-1.4%	2,511	3,397	-26.1%
Newburg	186	230	3,649	2,707	34.8%	930	754	10,757	12,745	-15.6%	1,116	984	13.4%
Northeast	4,402	2,146	56,096	54,061	3.8%	7,874	5,887	108,811	99,966	8.8%	12,276	8,033	52.8%
Portland	0	0	0	3,099	-100.0%	0	0	0	4,677	-100.0%	0	0	#DIV/0!
Shawnee	1,302	845	16,522	23,290	-29.1%	1,147	1,102	19,721	16,302	21.0%	2,449	1,947	25.8%
Shively	1,023	555	14,600	8,740	67.0%	1,736	1,334	23,716	22,945	3.4%	2,759	1,889	46.1%
South Central	1,767	1,113	17,005	13,733	23.8%	5,828	3,857	73,065	66,184	10.4%	7,595	4,970	52.8%
Southwest	1,395	1,050	18,555	13,206	40.5%	3,999	3,016	54,356	38,955	39.5%	5,394	4,066	32.7%
St. Matthews	1,333	873	19,267	18,413	4.6%	3,534	2,726	47,043	49,773	-5.5%	4,867	3,599	35.2%
Western	434	487	5,485	4,654	17.9%	1,736	1,624	17,836	20,901	-14.7%	2,170	2,111	2.8%
Adult Bookmobile	0	0	96	4	2300.0%	417	475	5,313	5,400	-1.6%	417	475	-12.2%
Juvenile Bookmobile	310	0	2,208	0	0.0%	1,798	0	9,844	0	0.0%	2,108	0	0.0%
<b>BRANCH SUB-TOTAL</b>	16,089	11,167	203,534	197,464	3.1%	46,297	29,954	583,730	535,712	9.0%	62,386	41,121	51.7%
<b>SYSTEM TOTAL</b>	23,467	13,722	282,582	256,953	10.0%	61,115	33,477	745,101	659,141	13.0%	84,582	47,199	79.2%

LOUISVILLE FREE PUBLIC LIBRARY  
MEETING ROOM USAGE

DECEMBER 2024

	Meetings Held Dec-24	Meetings Held Dec-23	12 Month Running Total 2024	12 Month Running Total 2023	% of Change	Meeting Attendance Dec-24	Meeting Attendance Dec-23	12 Month Running Total 2024	12 Month Running Total 2023	% of Change
<b><u>MAIN</u></b>										
Main Library	50	45	812	658	23.4%	737	777	13,079	12,164	7.5%
<b><u>BRANCHES</u></b>										
Bon Air	22	9	229	189	21.2%	329	198	3,256	2,000	62.8%
Crescent Hill	19	15	242	164	47.6%	219	168	2,734	1,899	44.0%
Fairdale	6	4	77	73	5.5%	17	11	387	504	-23.2%
Fern Creek	0	0	0	0	0.0%	0	0	0	0	0.0%
Highlands-Shelby Park	8	11	153	131	16.8%	65	110	1,836	1,449	26.7%
Iroquois	10	7	178	152	17.1%	92	53	2,063	1,768	16.7%
Jeffersontown	13	8	159	111	43.2%	179	95	1,803	1,193	51.1%
Middletown	6	11	163	187	-12.8%	54	103	1,609	1,764	-8.8%
Newburg	10	6	97	99	-2.0%	93	89	859	914	-6.0%
Northeast	37	49	751	840	-10.6%	375	488	7,558	8,166	-7.4%
Portland	0	0	0	38	-100.0%	0	0	0	749	-100.0%
Shawnee	16	11	200	118	69.5%	213	147	3,015	1,382	118.2%
Shively (no mtg room)	0	0	0	1	-100.0%	0	0	0	3	-100.0%
South Central	61	45	842	643	30.9%	822	632	14,645	11,529	27.0%
Southwest	38	38	600	572	4.9%	599	506	11,767	9,145	28.7%
St. Matthews	39	42	655	629	4.1%	315	334	6,151	5,815	5.8%
Western	1	2	49	63	-22.2%	20	25	748	901	-17.0%
<b><u>BRANCH SUB-TOTAL</u></b>	286	258	4,395	4,010	9.6%	3,392	2,959	58,431	49,181	18.8%
<b><u>SYSTEM TOTAL</u></b>	336	303	5,207	4,668	11.5%	4,129	3,736	71,510	61,345	16.6%

LOUISVILLE FREE PUBLIC LIBRARY  
PROGRAM COUNT

DECEMBER 2024

	Adult Programs Count		12 Month	12 Month	%	Juvenile Programs Count		12 Month	12 Month	%	Total	Total	%
	Dec-24	Dec-23	Running Total	Running Total	Change	Dec-24	Dec-23	Running Total	Running Total	Change	Programs	Programs	Change
			2024	2023				2024	2023		Dec-24	Dec-23	
<b><u>MAIN</u></b>													
Main Library	14	15	314	179	75.4%	88	91	1,250	1,090	14.7%	102	106	-3.8%
Virtual Programs	0	0	0	0	0.0%	0	0	0	0	0.0%	0	0	0.0%
<b><u>BRANCHES</u></b>													
Bon Air	4	9	148	151	-2.0%	11	8	138	113	22.1%	15	17	-11.8%
Crescent Hill	9	5	131	100	31.0%	19	22	259	257	0.8%	28	27	3.7%
Fairdale	7	8	96	107	-10.3%	15	20	261	285	-8.4%	22	28	-21.4%
Fern Creek	0	0	0	0	0.0%	0	0	0	0	0.0%	0	0	0.0%
Highlands-Shelby Park	3	2	87	65	33.8%	48	46	489	531	-7.9%	51	48	6.3%
Iroquois	27	9	186	157	18.5%	30	30	482	440	9.5%	57	39	46.2%
Jeffersontown	2	4	58	77	-24.7%	39	14	324	277	17.0%	41	18	127.8%
Middletown	5	2	56	62	-9.7%	21	16	230	232	-0.9%	26	18	44.4%
Newburg	0	0	10	36	-72.2%	20	15	211	249	-15.3%	20	15	33.3%
Northeast	37	32	420	451	-6.9%	92	73	971	924	5.1%	129	105	22.9%
Portland	0	0	0	30	-100.0%	0	0	0	90	-100.0%	0	0	#DIV/0!
Shawnee	1	3	35	50	-30.0%	37	15	261	157	66.2%	38	18	111.1%
Shively	6	7	108	75	44.0%	16	18	284	138	105.8%	22	25	-12.0%
South Central	35	42	413	435	-5.1%	35	48	627	549	14.2%	70	90	-22.2%
Southwest	19	11	241	209	15.3%	38	30	621	708	-12.3%	57	41	39.0%
St. Matthews	25	18	253	156	62.2%	40	15	526	280	87.9%	65	33	97.0%
Western	2	5	112	221	-49.3%	16	10	158	202	-21.8%	18	15	20.0%
Young Adult Outpost	0	0	0	0	0.0%	0	0	0	0	0.0%	0	0	0.0%
Adult Bookmobile	0	0	3	9	-66.7%	0	0	0	0	0.0%	0	0	0.0%
Juvenile Bookmobile	0	0	0	0	0.0%	43	44	623	704	-11.5%	43	44	-2.3%
<b><u>BRANCH SUB-TOTAL</u></b>	182	157	2,357	2,391	-1.4%	520	424	6,465	6,136	5.4%	702	581	20.8%
<b><u>SYSTEM TOTAL</u></b>	196	172	2,671	2,570	3.9%	608	515	7,715	7,226	6.8%	804	687	17.0%

LOUISVILLE FREE PUBLIC LIBRARY  
PROGRAMS ATTENDANCE

DECEMBER 2024

	Adult Programs Attend.		12 Month	12 Month	%	Juvenile Programs Attend.		12 Month	12 Month	%	Total	Total	%
	Dec-24	Dec-23	Running Total	Running Total	Change	Dec-24	Dec-23	Running Total	Running Total	Change	Prog. Att.	Prog. Att.	Change
	Dec-24	Dec-23	2024	2023		Dec-24	Dec-23	2024	2023		Dec-24	Dec-23	
<b>MAIN</b>													
Main Library	189	225	7,565	5,119	47.8%	1,226	1,214	19,868	18,224	9.0%	1,415	1,439	-1.7%
Virtual Programs	0	0	0	0	0.0%	0	0	49	0	0.0%	0	0	0.0%
<b>BRANCHES</b>													
Bon Air	2	60	1,108	1,242	-10.8%	63	14	1,206	796	51.5%	65	74	-12.2%
Crescent Hill	135	74	1,917	1,094	75.2%	407	478	6,324	5,615	12.6%	542	552	-1.8%
Fairdale	36	31	458	503	-8.9%	290	233	4,217	4,941	-14.7%	326	264	23.5%
Fern Creek	0	0	0	0	0.0%	0	0	0	0	0.0%	0	0	0.0%
Highlands-Shelby Park	32	18	899	866	3.8%	483	549	5,851	8,028	-27.1%	515	567	-9.2%
Iroquois	82	39	1,074	457	135.0%	638	537	10,527	9,007	16.9%	720	576	25.0%
Jeffersontown	11	11	319	596	-46.5%	699	347	8,189	8,294	-1.3%	710	358	98.3%
Middletown	42	8	276	360	-23.3%	466	485	6,156	5,150	19.5%	508	493	3.0%
Newburg	0	0	42	159	-73.6%	120	191	2,382	3,250	-26.7%	120	191	-37.2%
Northeast	535	535	5,282	5,746	-8.1%	2,632	1,695	29,883	29,967	-0.3%	3,167	2,230	42.0%
Portland	0	0	0	115	-100.0%	0	0	0	1,027	-100.0%	0	0	#DIV/0!
Shawnee	2	30	165	798	-79.3%	368	143	3,988	2,436	63.7%	370	173	113.9%
Shively	15	20	330	481	-31.4%	143	239	2,575	1,754	46.8%	158	259	-39.0%
South Central	183	248	3,564	3,040	17.2%	724	835	12,330	13,871	-11.1%	907	1,083	-16.3%
Southwest	169	144	3,266	2,553	27.9%	1,627	643	15,158	17,727	-14.5%	1,796	787	128.2%
St. Matthews	449	422	3,356	1,881	78.4%	1,151	563	17,631	12,134	45.3%	1,600	985	62.4%
Western	9	7	1,942	2,935	-33.8%	131	63	1,300	1,653	-21.4%	140	70	100.0%
Young Adult Outpost	0	0	0	0	0.0%	0	0	0	0	0.0%	0	0	0.0%
Adult Bookmobile	470	0	3,040	56	5328.6%	0	0	0	0	0.0%	470	0	0.0%
Juvenile Bookmobile	0	0	0	0	0.0%	719	1,133	11,518	14,791	-22.1%	719	1,133	-36.5%
<b>BRANCH SUB-TOTAL</b>	2,172	1,647	27,038	22,882	18.2%	10,661	8,148	139,235	140,441	-0.9%	12,833	9,795	31.0%
<b>SYSTEM TOTAL</b>	2,361	1,872	34,603	28,001	23.6%	11,887	9,362	159,152	158,665	0.3%	14,248	11,234	26.8%

LOUISVILLE FREE PUBLIC LIBRARY  
MONTHLY PROGRAMS

DECEMBER 2024

	Adult	Infant/Toddler/ Preschool	Elementary School	Young Adult (age 12 and older)	Programs Directed at Multiple Age Levels	Adult Programs Total	Juvenile Programs Total	Adult Outreach Visits	Juvenile & Teen Outreach Visits	Outreach Visits Total
Main Library	14	11	0	7	70	14	88	7	48	55
Virtual Programs	0	0	0	0	0	0	0	0	0	0
Bon Air	4	0	0	5	6	4	11	0	0	0
Crescent Hill	9	10	1	4	4	9	19	0	0	0
Fairdale	7	1	1	4	9	7	15	0	0	0
Fern Creek	0	0	0	0	0	0	0	0	0	0
Highlands-Shelby Park	3	8	5	15	20	3	48	0	0	0
Iroquois	27	16	1	6	7	27	30	5	0	5
Jeffersontown	2	10	0	0	29	2	39	0	0	0
Middletown	5	11	1	3	6	5	21	0	0	0
Newburg	0	8	1	8	5	0	22	1	0	1
Northeast	37	11	7	3	71	37	92	2	4	6
Portland	0	0	0	0	0	0	0	0	0	0
Shawnee	1	0	0	6	31	1	37	0	1	1
Shively	6	0	0	4	12	6	16	0	0	0
South Central	35	11	1	8	15	35	35	1	15	16
Southwest	19	9	1	3	25	19	38	5	5	10
St. Matthews	25	10	4	0	26	25	40	6	1	7
Western	2	2	2	3	9	2	16	0	0	0
Adult Bookmobile	0	0	0	0	0	0	0	29	0	29
Juvenile Bookmobile	0	0	0	0	43	0	43	0	0	0
BRANCH SUB TOTAL	182	107	25	72	318	182	522	49	26	75
SYSTEM TOTAL	196	118	25	79	388	196	610	56	74	130

LOUISVILLE FREE PUBLIC LIBRARY  
MONTHLY PROGRAM ATTENDANCE

DECEMBER 2024

	Adult	Infant/Toddler/ Preschool	Elementary School	Young Adult (age 12 and older)	Programs Directed at Multiple Age Levels	Adult Programs Total	Juvenile Programs Total	Adult Outreach Visit Contacts	Juvenile & Teen Outreach Visit Contacts	Outreach Visit Contacts Total
Main Library	189	85	0	15	1,126	189	1,226	242	1,195	1,437
Virtual Programs	0	0	0	0	0	0	0	0	0	0
Bon Air	2	0	0	0	63	2	63	0	0	0
Crescent Hill	135	186	55	4	162	135	407	0	0	0
Fairdale	36	8	10	12	260	36	290	0	0	0
Fern Creek	0	0	0	0	0	0	0	0	0	0
Highlands-Shelby Park	32	72	71	85	255	32	483	0	0	0
Iroquois	82	385	13	20	220	82	638	486	0	486
Jeffersontown	11	193	0	0	506	11	699	0	0	0
Middletown	42	258	17	34	157	42	466	0	0	0
Newburg	0	17	0	68	35	0	120	50	0	50
Northeast	535	480	0	15	2,102	535	2,597	11	181	192
Portland	0	0	0	0	0	0	0	0	0	0
Shawnee	2	0	0	38	330	2	368	0	35	35
Shively	15	0	0	20	123	15	143	0	0	0
South Central	183	219	27	81	397	183	724	22	257	279
Southwest	169	243	7	12	1,365	169	1,627	23	124	147
St. Matthews	449	388	52	0	711	449	1,151	63	18	81
Western	9	29	17	0	85	9	131	0	0	0
Adult Bookmobile	0	0	0	0	0	0	0	470	0	470
Juvenile Bookmobile	0	0	0	0	719	0	719	0	0	0
BRANCH SUB TOTAL	1,702	2,478	269	389	7,490	1,702	10,626	1,125	615	1,740
SYSTEM TOTAL	1,891	2,563	269	404	8,616	1,891	11,852	1,367	1,810	3,177

LOUISVILLE FREE PUBLIC LIBRARY  
STATISTICAL NOTES

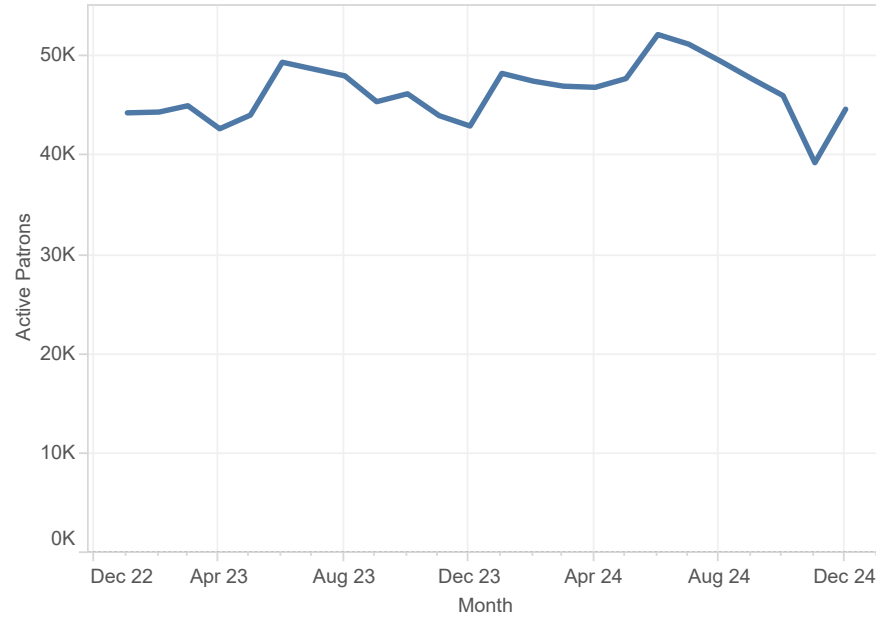
DECEMBER 2024

- \* The Portland Library closed for renovations beginning October 1, 2023.
- \* Beginning in July 2024, E-book circulation numbers once again include hoopla circulation per KDLA guidance. The resources included are hoopla circulation and circulation of Overdrive e-books, e-Audiobooks, streaming video, and magazines.
- \* Informational and Directional Requests are being calculated using a one week sample period per quarter. This month's sample period was Q2 2025: 10/7/2024 - 10/13/2024

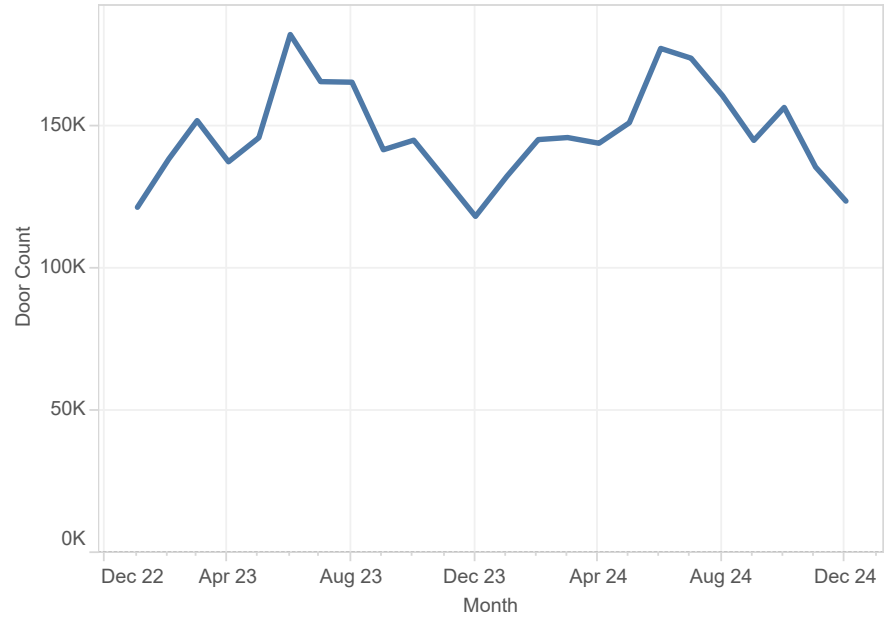


# LFPL Summary Statistics, JANUARY 2023 - DECEMBER 2024

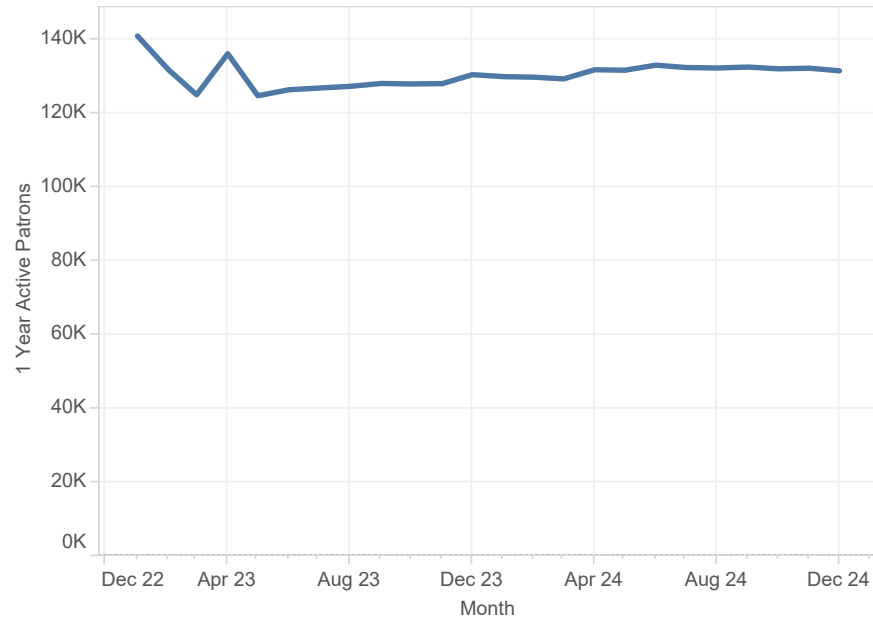
## Monthly Active Patrons



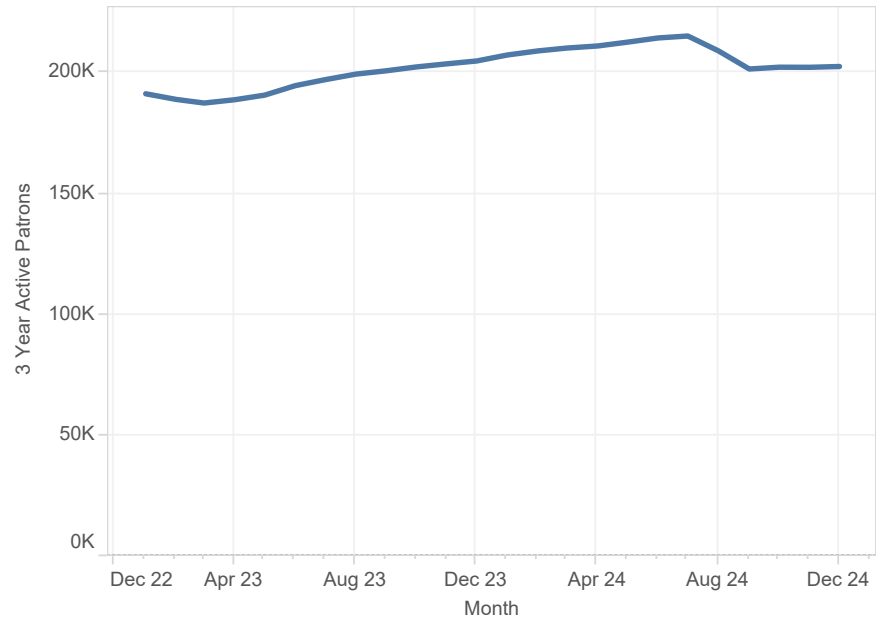
## Monthly Door Count



## 1 Year Active Patrons

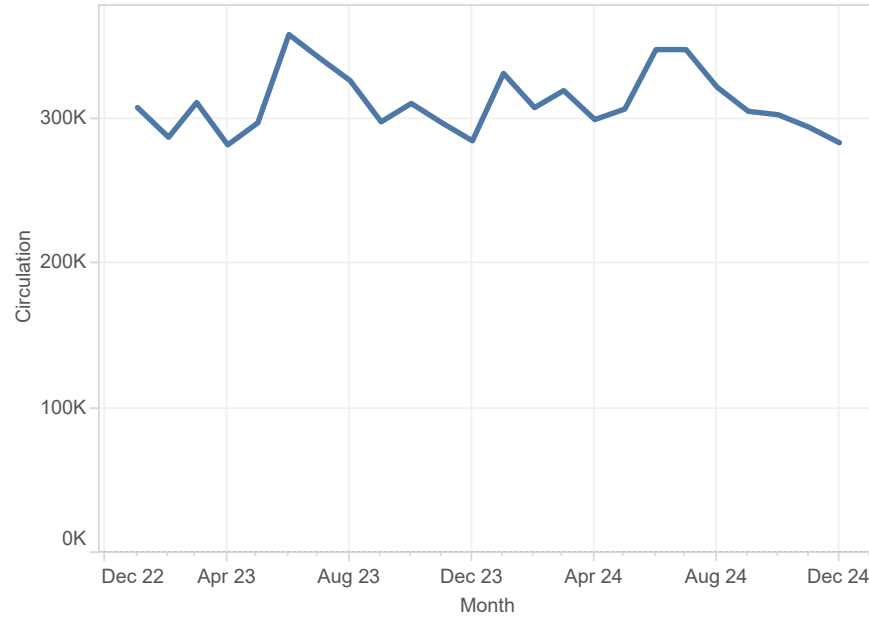


## 3 Year Active Patrons

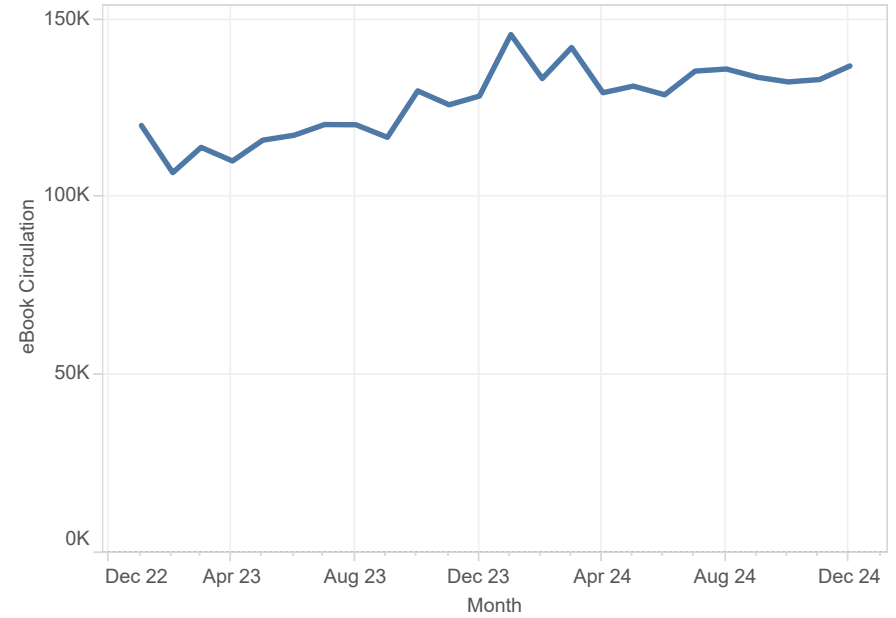


## LFPL Summary Statistics, JANUARY 2023 - DECEMBER 2024

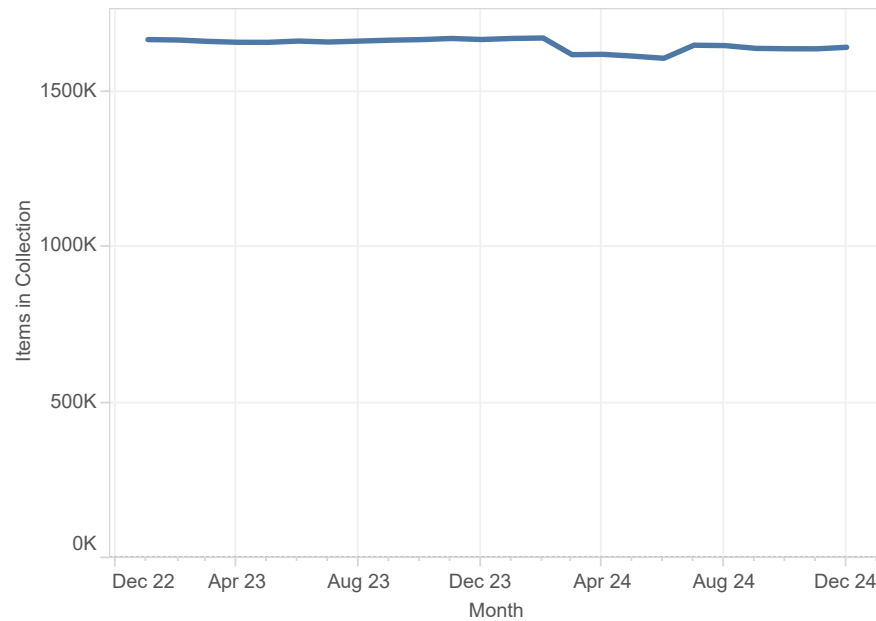
### Monthly Circulation



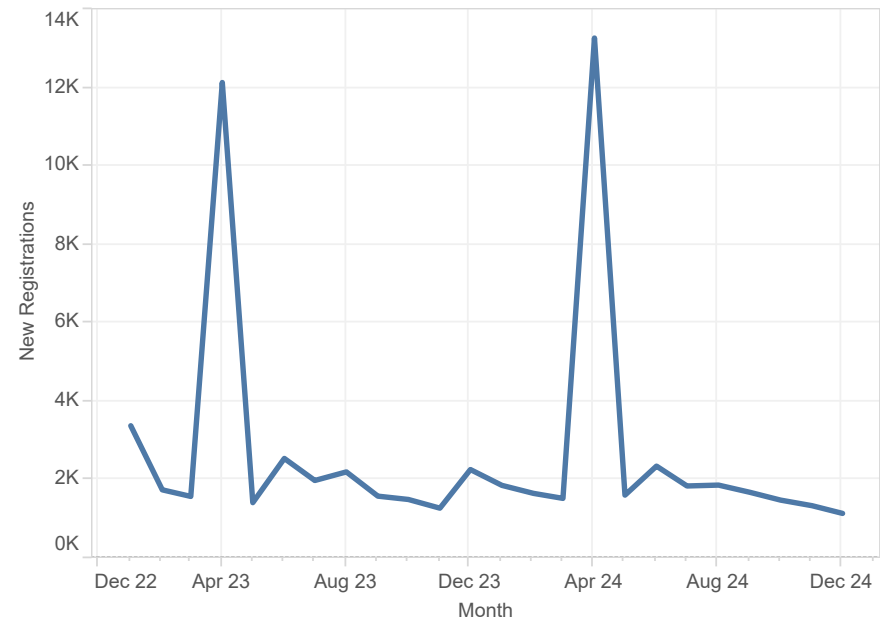
### eBook Circulation



### Items in Collection

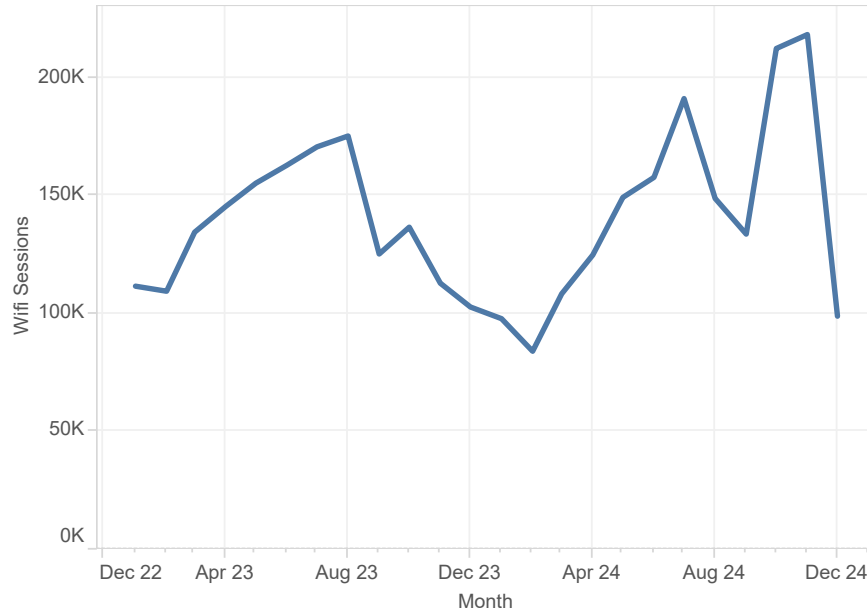


### New Registrations

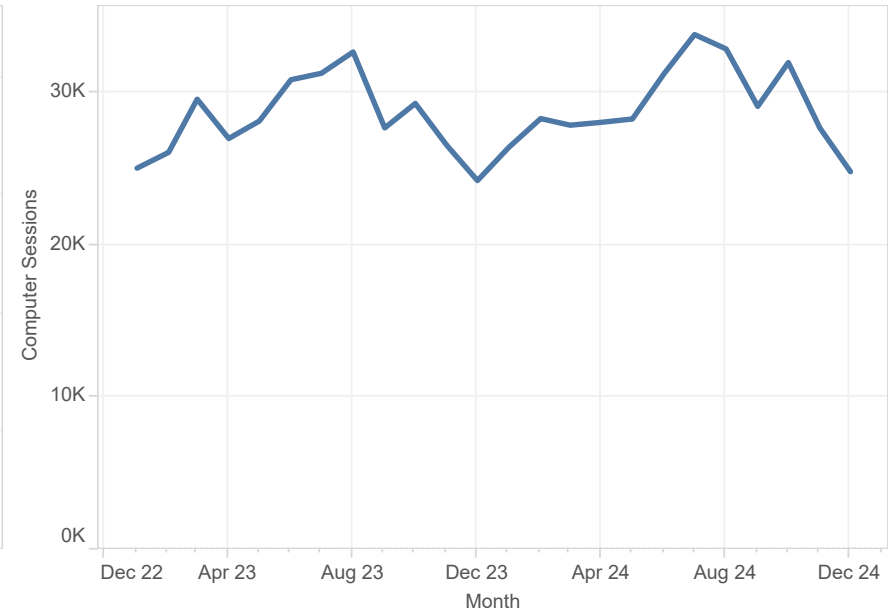


## LFPL Summary Statistics, JANUARY 2023 - DECEMBER 2024

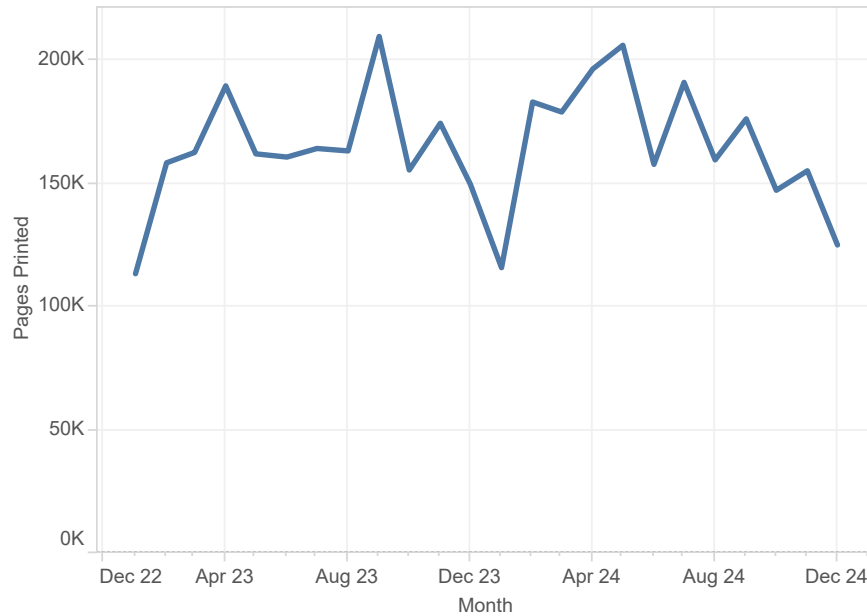
### Wifi Sessions



### Computer Sessions



### Pages Printed



### Website Sessions





LOUISVILLE FREE PUBLIC LIBRARY  
LIBRARY ADVISORY COMMISSION

**Library Advisory Commission Agenda**  
February 18, 2025.

- I. Quorum Call and Call to Order
  - Approve the meeting minutes of the January 21, 2025 meeting.
- II. Planning Report
- III. Finance Report
- IV. Librarian's Report
- V. Chairperson's Report
- VI. Old Business
- VII. New Business
- VIII. Adjournment



LOUISVILLE FREE PUBLIC LIBRARY  
LIBRARY ADVISORY COMMISSION

**Library Advisory Commission Meeting Minutes**  
**January 21, 2025**  
*Draft for Approval*

**I. Quorum and Call to Order**

The regular meeting of the Library Advisory Commission was called to order by Commission Chair Anita Riley Hall, at 4:32 on Tuesday, January 21, 2025. The meeting was held in the Board Room at the Main Library.

Others present included: Library Director Lee Burchfield, Library Communications Manager Paul Burns, Library Executive Administrator Benjamin Tipton, and Administrative Assistant Vanessa Fuller.

Commissioners in attendance were Anita Riley Hall, Brelin Tilford, Carla Robinson, Charity Garnett, Demiche Sewell, Marcus Walker, Nathan Smith, Tiffany Stith, and Whitney Soergel.

A motion to approve the minutes of the meeting held on December 17, 2024 was entered by Whitney Soergel, seconded by Marcus Walker, and approved.

A motion to approve the absences of Charity Garnett and Tiffany Stith from the meeting held on December 17, 2024 was entered by Marcus Walker, seconded by Nathan Smith, and approved.

**II. Planning Report**

No Planning Report.

**III. Finance Report**

No Finance Report.

**IV. Librarian's Report**

Lee Burchfield submitted a written Librarian's Report. Highlights were reviewed for the committee. The complete report is attached to these minutes.

**V. Chairpersons Report**

Chairperson Anita Riley Hall welcomed Brelin Tilford to the Library Advisory Commission.

**VI. Old Business**

No Old Business.



LOUISVILLE FREE PUBLIC LIBRARY  
LIBRARY ADVISORY COMMISSION

**VII. New Business**

A motion to approve the Friends of the St. Matthews booksale request for March 21 – 23, 2025, June 20 – 22, 2025, September 26 – 28, 2025, and December 12 – 14, 2025 was entered by Demiche Sewell, seconded by Marcus Walker, and approved.

**VIII. Adjournment**

There being no other business, the meeting was adjourned at 5:02 pm.

*Minutes prepared by Vanessa Fuller, Administrative Assistant.*

LOUISVILLE FREE PUBLIC LIBRARY  
MONTHLY REPORT

JANUARY 2025

	Jan-25	Jan-24	% of Change From Last Year	12 Month Running Total Current Year	12 Month Running Total Last Year	% of Change From Last Year
Circulation	311,535	330,766	-5.8%	3,750,474	3,729,210	0.6%
Door Count	119,268	132,568	-10.0%	1,778,124	1,753,597	1.4%
New Registration	4,393	1,862	135.9%	34,210	31,061	10.1%
Information Requests	75,395	71,385	5.6%	1,031,738	911,523	13.2%
Program Count	702	805	-12.8%	10,283	9,762	5.3%
Program Attendance	11,174	14,715	-24.1%	190,214	187,731	1.3%
Outreach Visit	110	115	-4.3%	1,852	2,406	-23.0%
Outreach Visit Contacts	1,720	2,259	-23.9%	73,054	105,049	-30.5%
Meeting Room Count	363	364	-0.3%	5,206	4,664	11.6%
Meeting Room Attendance	4,077	4,892	-16.7%	70,695	61,382	15.2%
Public Computer Usage	23,487	26,424	-11.1%	347,439	339,693	2.3%
Patrons active this month	48,201	48,344	-0.3%			
1 Year Active Patrons	132,463	129,839	2.0%			
3 Year Active Patrons	203,538	207,349	-1.8%			
Patrons with Library Cards	558,789	556,609	0.4%			
Interlibrary Loans						
Received	54	75	-28.0%			
Sent	46	89	-48.3%			

LOUISVILLE FREE PUBLIC LIBRARY  
CIRCULATION SUMMARY

JANUARY 2025

	Total Jan-25	Total Jan-24	% of Change From 2024	12 Month Running Total 2025	12 Month Running Total 2024	% of Change From 2024
<b><u>MAIN</u></b>						
Circulation Dept.	9,766	11,158	-12.5%	128,169	135,235	-5.2%
E-Book Circulation	149,333	145,859	2.4%	1,627,795	1,453,571	12.0%
<b><u>MAIN SUB-TOTAL</u></b>	159,099	157,017	1.3%	1,755,964	1,588,806	10.5%
<b><u>BRANCHES</u></b>						
Bon Air	8,856	10,250	-13.6%	113,814	125,411	-9.2%
Crescent Hill	10,070	10,766	-6.5%	126,138	131,241	-3.9%
Fairdale	1,997	2,235	-10.6%	28,015	27,791	0.8%
Fern Creek	0	0	0.0%	0	0	0.0%
Highlands-Shelby Park	10,169	11,572	-12.1%	122,662	129,829	-5.5%
Iroquois	5,586	6,623	-15.7%	79,543	79,150	0.5%
Jeffersontown	12,068	13,764	-12.3%	160,981	173,617	-7.3%
Middletown	12,104	13,593	-11.0%	151,175	166,709	-9.3%
Newburg	804	998	-19.4%	12,176	13,652	-10.8%
Northeast	39,318	45,114	-12.8%	509,292	556,109	-8.4%
Portland	0	0	#DIV/0!	0	7,005	-100.0%
Shawnee	1,270	1,492	-14.9%	18,427	18,864	-2.3%
Shively	1,777	2,161	-17.8%	28,530	27,816	2.6%
South Central	12,631	15,431	-18.1%	169,113	185,752	-9.0%
Southwest	9,332	10,999	-15.2%	131,045	141,151	-7.2%
St. Matthews	24,349	26,141	-6.9%	309,475	319,982	-3.3%
Western	705	735	-4.1%	8,249	10,739	-23.2%
Adult Bookmobile	998	1,027	-2.8%	13,468	12,852	4.8%
Juvenile Bookmobile	402	848	-52.6%	12,407	12,734	-2.6%
<b><u>BRANCH SUB-TOTAL</u></b>	152,436	173,749	-12.3%	1,994,510	2,140,404	-6.8%
<b><u>SYSTEM TOTAL</u></b>	311,535	330,766	-5.8%	3,750,474	3,729,210	0.6%



LOUISVILLE FREE PUBLIC LIBRARY  
CIRCULATION

JANUARY 2025

	Adult Circulation		% of Change	12 Month Running Total	12 Month Running Total	% of Change	Juvenile Circulation		% of Change	12 Month Running Total	12 Month Running Total	% of Change
	Jan-25	Jan-24		2025	2024		Jan-25	Jan-24		2025	2024	
MAIN												
Circulation Dept.	6,808	7,227	-5.8%	86,481	86,077	0.5%	2,958	3,931	-24.8%	41,688	49,158	-15.2%
E-Book Circulation	129,834	124,502	4.3%	1,397,981	1,243,818	12.4%	19,499	21,357	-8.7%	229,814	209,753	9.6%
MAIN SUB-TOTAL	136,642	131,729	3.7%	1,484,462	1,329,895	11.6%	22,457	25,288	-11.2%	271,502	258,911	4.9%
BRANCHES												
Bon Air	6,025	6,794	-11.3%	72,093	76,732	-6.0%	2,831	3,456	-18.1%	41,721	48,679	-14.3%
Crescent Hill	5,732	5,880	-2.5%	67,122	69,087	-2.8%	4,338	4,886	-11.2%	59,016	62,154	-5.0%
Fairdale	1,152	1,227	-6.1%	15,770	15,386	2.5%	845	1,008	-16.2%	12,245	12,405	-1.3%
Fern Creek	0	0	0.0%	0	0	0.0%	0	0	0.0%	0	0	0.0%
Highlands-Shelby Park	6,821	7,900	-13.7%	81,821	87,513	-6.5%	3,348	3,672	-8.8%	40,841	42,316	-3.5%
Iroquois	3,008	3,235	-7.0%	39,897	38,565	3.5%	2,578	3,388	-23.9%	39,646	40,585	-2.3%
Jeffersontown	6,960	7,651	-9.0%	83,675	88,956	-5.9%	5,108	6,113	-16.4%	77,306	84,661	-8.7%
Middletown	5,266	6,367	-17.3%	64,862	68,873	-5.8%	6,838	7,226	-5.4%	86,313	97,836	-11.8%
Newburg	433	560	-22.7%	6,134	6,199	-1.0%	371	438	-15.3%	6,042	7,453	-18.9%
Northeast	16,793	18,656	-10.0%	208,078	214,386	-2.9%	22,525	26,458	-14.9%	301,214	341,723	-11.9%
Portland	0	0	#DIV/0!	0	3,975	-100.0%	0	0	#DIV/0!	0	3,030	-100.0%
Shawnee	715	901	-20.6%	10,712	10,543	1.6%	555	591	-6.1%	7,715	8,321	-7.3%
Shively	1,278	1,394	-8.3%	18,764	17,178	9.2%	499	767	-34.9%	9,766	10,638	-8.2%
South Central	7,672	8,630	-11.1%	95,029	99,426	-4.4%	4,959	6,801	-27.1%	74,084	86,326	-14.2%
Southwest	5,370	5,659	-5.1%	68,925	73,092	-5.7%	3,962	5,340	-25.8%	62,120	68,059	-8.7%
St. Matthews	13,774	14,286	-3.6%	164,885	165,602	-0.4%	10,575	11,855	-10.8%	144,590	154,380	-6.3%
Western	523	459	13.9%	5,094	6,202	-17.9%	182	276	-34.1%	3,155	4,537	-30.5%
Adult Outreach Vehicle	992	1,019	-2.6%	13,298	12,686	4.8%	6	8	-25.0%	170	166	2.4%
Juvenile Bookmobile	61	91	-33.0%	762	1,230	-38.0%	341	757	-55.0%	11,645	11,504	1.2%
BRANCH SUB-TOTAL	82,575	90,709	-9.0%	1,016,921	1,055,631	-3.7%	69,861	83,040	-15.9%	977,589	1,084,773	-9.9%
SYSTEM TOTAL	219,217	222,438	-1.4%	2,501,383	2,385,526	4.9%	92,318	108,328	-14.8%	1,249,091	1,343,684	-7.0%

LOUISVILLE FREE PUBLIC LIBRARY  
DOOR COUNT

JANUARY 2025

	Jan-25	Jan-24	% of Change	12 Month Running Total 2025	12 Month Running Total 2024	% of Change
<b><u>MAIN</u></b>						
Main Library	22,569	23,498	-4.0%	315,003	281,528	11.9%
<b><u>BRANCHES</u></b>						
Bon Air	5,481	6,217	-11.8%	79,681	81,598	-2.3%
Crescent Hill	4,874	5,358	-9.0%	70,003	67,419	3.8%
Fairdale	1,423	1,565	-9.1%	23,711	22,921	3.4%
Fern Creek	0	0	0.0%	0	0	0.0%
Highlands-Shelby Park	7,309	8,939	-18.2%	104,085	104,325	-0.2%
Iroquois	4,689	5,331	-12.0%	70,934	67,979	4.3%
Jeffersontown	6,787	7,585	-10.5%	98,951	97,974	1.0%
Middletown	6,139	6,754	-9.1%	83,171	83,050	0.1%
Newburg	4,099	3,998	2.5%	57,648	59,480	-3.1%
Northeast	15,049	17,568	-14.3%	226,311	239,472	-5.5%
Portland	0	0	#DIV/0!	0	14,646	-100.0%
Shawnee	4,462	4,425	0.8%	84,648	84,965	-0.4%
Shively	4,184	4,988	-16.1%	72,075	65,279	10.4%
South Central	10,134	11,666	-13.1%	151,388	145,734	3.9%
Southwest	8,188	8,850	-7.5%	125,991	119,352	5.6%
St. Matthews	11,489	12,897	-10.9%	166,616	162,235	2.7%
Western	2,132	2,136	-0.2%	35,859	37,539	-4.5%
Juvenile Bookmobile	260	793	-67.2%	12,049	18,101	-33.4%
<b><u>BRANCH SUB-TOTAL</u></b>	96,699	109,070	-11.3%	1,463,121	1,472,069	-0.6%
<b><u>SYSTEM TOTAL</u></b>	119,268	132,568	-10.0%	1,778,124	1,753,597	1.4%

LOUISVILLE FREE PUBLIC LIBRARY  
COMPUTER USAGE

JANUARY 2025

	Jan-25	Jan-24	% of Change	12 Month Running Total 2025	12 Month Running Total 2024	% of Change
<b><u>MAIN</u></b>						
Main Library	6,079	6,346	-4.2%	81,368	75,650	7.6%
<b><u>BRANCHES</u></b>						
Bon Air	1,200	1,376	-12.8%	17,683	18,192	-2.8%
Crescent Hill	419	547	-23.4%	7,458	6,950	7.3%
Fairdale	409	377	8.5%	5,220	5,479	-4.7%
Fern Creek	0	0	0.0%	0	0	0.0%
Highlands-Shelby Park	970	1,382	-29.8%	14,886	15,289	-2.6%
Iroquois	1,198	1,455	-17.7%	18,584	18,072	2.8%
Jeffersontown	720	941	-23.5%	11,309	11,163	1.3%
Middletown	763	781	-2.3%	9,557	8,397	13.8%
Newburg	1,078	1,263	-14.6%	17,119	17,414	-1.7%
Northeast	1,339	1,241	7.9%	17,546	16,863	4.1%
Portland	0	0	#DIV/0!	0	4,068	-100.0%
Shawnee	1,258	1,900	-33.8%	25,910	27,678	-6.4%
Shively	1,543	1,829	-15.6%	23,841	21,943	8.6%
South Central	2,387	2,668	-10.5%	35,026	34,606	1.2%
Southwest	1,938	1,833	5.7%	26,789	23,248	15.2%
St. Matthews	1,349	1,715	-21.3%	21,727	20,593	5.5%
Western	837	770	8.7%	13,416	14,088	-4.8%
<b><u>BRANCH SUB-TOTAL</u></b>	17,408	20,078	-13.3%	266,071	264,043	0.8%
<b><u>SYSTEM TOTAL</u></b>	23,487	26,424	-11.1%	347,439	339,693	2.3%

LOUISVILLE FREE PUBLIC LIBRARY  
REGISTRATIONS

JANUARY 2025

	Jan-25	Jan-24	% of Change	12 Month Running Total 2025	12 Month Running Total 2024	% of Change
<b><u>MAIN</u></b>						
Main Combined	3,073	202	1421.3%	17,325	13,097	32.3%
<b><u>BRANCHES</u></b>						
Bon Air	44	69	-36.2%	796	842	-5.5%
Crescent Hill	86	90	-4.4%	856	825	3.8%
Fairdale	40	42	-4.8%	374	408	-8.3%
Fern Creek	0	0	0.0%	0	6	-100.0%
Highlands-Shelby Park	82	121	-32.2%	981	1,231	-20.3%
Iroquois	45	81	-44.4%	751	732	2.6%
Jeffersontown	120	139	-13.7%	1,566	1,659	-5.6%
Middletown	153	159	-3.8%	1,545	1,504	2.7%
Newburg	24	26	-7.7%	402	442	-9.0%
Northeast	202	308	-34.4%	2,696	3,056	-11.8%
Portland	3	2	50.0%	38	157	-75.8%
Shawnee	27	28	-3.6%	386	450	-14.2%
Shively	48	43	11.6%	616	621	-0.8%
South Central	162	189	-14.3%	2,007	2,159	-7.0%
Southwest	87	126	-31.0%	1,485	1,403	5.8%
St. Matthews	155	191	-18.8%	1,871	1,937	-3.4%
Western	7	15	-53.3%	220	279	-21.1%
Adult Outreach Vehicle	31	29	6.9%	235	213	10.3%
Juvenile Bookmobile	4	2	100.0%	60	40	50.0%
<b><u>BRANCH SUB-TOTAL</u></b>	1,320	1,660	-20.5%	16,885	17,964	-6.0%
<b><u>SYSTEM TOTAL</u></b>	4,393	1,862	135.9%	34,210	31,061	10.1%

LOUISVILLE FREE PUBLIC LIBRARY  
INFORMATION REQUESTS

JANUARY 2025

	Monthly Directional Requests		12 Month Running Total	12 Month Running Total	% of Change	Monthly Informational Requests		12 Month Running Total	12 Month Running Total	% of Change	Total Requests Month	Total Requests Month	% Change
	Jan-25	Jan-24	2025	2024		Jan-25	Jan-24	2025	2024		Jan-25	Jan-24	
<b>MAIN</b>													
Children's Dept.	868	992	11,004	8,709	26.4%	2,201	2,077	23,576	21,568	9.3%	3,069	3,069	0.0%
Circ & Info Services	3,193	4,030	67,083	50,607	32.6%	7,192	9,114	135,997	102,045	33.3%	10,385	13,144	-21.0%
Just Ask	0	0	0	359	-100.0%	0	0	0	1,273	-100.0%	0	0	#DIV/0!
<b>MAIN SUB-TOTAL</b>	4,061	5,022	78,087	59,675	30.9%	9,393	11,191	159,573	124,886	27.8%	13,454	16,213	-17.0%
<b>BRANCHES</b>													
Bon Air	868	899	10,459	11,806	-11.4%	3,286	3,379	45,835	43,303	5.8%	4,154	4,278	-2.9%
Crescent Hill	1,178	651	9,293	9,235	0.6%	2,976	1,953	28,349	25,123	12.8%	4,154	2,604	59.5%
Fairdale	248	186	3,721	2,665	39.6%	1,519	868	17,111	11,303	51.4%	1,767	1,054	67.6%
Fern Creek	0	0	0	0	0.0%	0	0	0	0	0.0%	0	0	0.0%
Highlands-Shelby Park	589	310	6,958	4,444	56.6%	1,209	1,364	19,941	21,705	-8.1%	1,798	1,674	7.4%
Iroquois	496	403	6,586	9,245	-28.8%	2,759	2,759	36,325	26,297	38.1%	3,255	3,162	2.9%
Jeffersontown	341	341	4,932	6,486	-24.0%	2,635	2,604	37,048	38,693	-4.3%	2,976	2,945	1.1%
Middletown	651	620	9,063	10,808	-16.1%	2,139	2,449	29,806	30,727	-3.0%	2,790	3,069	-9.1%
Newburg	527	248	3,928	2,769	41.9%	1,395	1,054	11,098	12,311	-9.9%	1,922	1,302	47.6%
Northeast	3,565	4,247	55,414	53,348	3.9%	7,936	6,975	109,772	98,416	11.5%	11,501	11,222	2.5%
Portland	0	0	0	2,820	-100.0%	0	0	0	4,367	-100.0%	0	0	#DIV/0!
Shawnee	1,271	1,643	16,150	23,383	-30.9%	1,519	1,736	19,504	16,364	19.2%	2,790	3,379	-17.4%
Shively	124	1,240	13,484	9,236	46.0%	899	2,170	22,445	23,193	-3.2%	1,023	3,410	-70.0%
South Central	1,953	899	18,059	13,206	36.7%	6,293	4,743	74,615	65,347	14.2%	8,246	5,642	46.2%
Southwest	1,736	1,240	19,051	13,702	39.0%	5,921	3,379	56,898	39,110	45.5%	7,657	4,619	65.8%
St. Matthews	1,271	1,581	18,957	17,917	5.8%	3,844	3,782	47,105	48,595	-3.1%	5,115	5,363	-4.6%
Western	434	217	5,702	4,809	18.6%	1,643	837	18,642	20,870	-10.7%	2,077	1,054	97.1%
Adult Bookmobile	0	0	96	4	2300.0%	530	395	5,493	5,355	2.6%	530	395	34.2%
Juvenile Bookmobile	31	0	2,239	0	0.0%	155	0	9,999	0	0.0%	186	0	0.0%
<b>BRANCH SUB-TOTAL</b>	15,283	14,725	204,092	195,883	4.2%	46,658	40,447	589,986	531,079	11.1%	61,941	55,172	12.3%
<b>SYSTEM TOTAL</b>	19,344	19,747	282,179	255,558	10.4%	56,051	51,638	749,559	655,965	14.3%	75,395	71,385	5.6%

LOUISVILLE FREE PUBLIC LIBRARY  
MEETING ROOM USAGE

JANUARY 2025

	Meetings Held Jan-25	Meetings Held Jan-24	12 Month Running Total 2025	12 Month Running Total 2024	% of Change	Meeting Attendance Jan-25	Meeting Attendance Jan-24	12 Month Running Total 2025	12 Month Running Total 2024	% of Change
<b><u>MAIN</u></b>										
Main Library	59	41	830	644	28.9%	716	710	13,085	11,624	12.6%
<b><u>BRANCHES</u></b>										
Bon Air	0	15	214	183	16.9%	0	205	3,051	2,077	46.9%
Crescent Hill	24	20	246	170	44.7%	339	220	2,853	1,940	47.1%
Fairdale	4	4	77	73	5.5%	12	30	369	501	-26.3%
Fern Creek	0	0	0	0	0.0%	0	0	0	0	0.0%
Highlands-Shelby Park	8	11	150	129	16.3%	68	130	1,774	1,358	30.6%
Iroquois	9	14	173	157	10.2%	92	150	2,005	1,803	11.2%
Jeffersontown	11	9	161	114	41.2%	138	67	1,874	1,194	57.0%
Middletown	28	18	173	190	-8.9%	96	177	1,528	1,749	-12.6%
Newburg	4	5	96	89	7.9%	24	56	827	883	-6.3%
Northeast	44	57	738	837	-11.8%	343	594	7,307	8,234	-11.3%
Portland	0	0	0	36	-100.0%	0	0	0	734	-100.0%
Shawnee	12	9	203	121	67.8%	116	90	3,041	1,412	115.4%
Shively (no mtg room)	0	0	0	1	-100.0%	0	0	0	3	-100.0%
South Central	67	61	848	653	29.9%	1,073	1,343	14,375	11,871	21.1%
Southwest	51	45	606	586	3.4%	613	599	11,781	9,340	26.1%
St. Matthews	41	51	645	619	4.2%	402	464	6,089	5,771	5.5%
Western	1	4	46	62	-25.8%	45	57	736	888	-17.1%
<b><u>BRANCH SUB-TOTAL</u></b>	304	323	4,376	4,020	8.9%	3,361	4,182	57,610	49,758	15.8%
<b><u>SYSTEM TOTAL</u></b>	363	364	5,206	4,664	11.6%	4,077	4,892	70,695	61,382	15.2%

LOUISVILLE FREE PUBLIC LIBRARY  
PROGRAM COUNT

JANUARY 2025

	Adult Programs Count		12 Month	12 Month	%	Juvenile Programs Count		12 Month	12 Month	%	Total	Total	%
	Jan-25	Jan-24	Running Total	Running Total	Change	Jan-25	Jan-24	Running Total	Running Total	Change	Programs	Programs	Change
			2025	2024				2025	2024		Jan-25	Jan-24	
<b><u>MAIN</u></b>													
Main Library	18	20	312	189	65.1%	103	110	1,243	1,114	11.6%	121	130	-6.9%
Virtual Programs	0	0	0	0	0.0%	0	0	0	0	0.0%	0	0	0.0%
<b><u>BRANCHES</u></b>													
Bon Air	10	20	138	163	-15.3%	9	6	141	112	25.9%	19	26	-26.9%
Crescent Hill	11	8	134	101	32.7%	14	27	246	262	-6.1%	25	35	-28.6%
Fairdale	6	11	91	110	-17.3%	14	23	252	288	-12.5%	20	34	-41.2%
Fern Creek	0	0	0	0	0.0%	0	0	0	0	0.0%	0	0	0.0%
Highlands-Shelby Park	2	3	86	64	34.4%	40	33	496	524	-5.3%	42	36	16.7%
Iroquois	14	18	182	168	8.3%	27	39	470	444	5.9%	41	57	-28.1%
Jeffersontown	4	1	61	69	-11.6%	27	22	329	278	18.3%	31	23	34.8%
Middletown	3	5	54	62	-12.9%	17	20	227	234	-3.0%	20	25	-20.0%
Newburg	1	1	10	29	-65.5%	11	12	210	240	-12.5%	12	13	-7.7%
Northeast	43	29	434	397	9.3%	84	77	978	926	5.6%	127	106	19.8%
Portland	0	0	0	28	-100.0%	0	0	0	81	-100.0%	0	0	#DIV/0!
Shawnee	1	2	34	43	-20.9%	17	19	259	165	57.0%	18	21	-14.3%
Shively	10	9	109	81	34.6%	9	28	265	160	65.6%	19	37	-48.6%
South Central	29	37	405	439	-7.7%	34	50	611	557	9.7%	63	87	-27.6%
Southwest	18	21	238	212	12.3%	35	50	606	683	-11.3%	53	71	-25.4%
St. Matthews	17	26	244	174	40.2%	35	19	542	277	95.7%	52	45	15.6%
Western	2	6	108	207	-47.8%	6	9	155	198	-21.7%	8	15	-46.7%
Young Adult Outpost	0	0	0	0	0.0%	0	0	0	0	0.0%	0	0	0.0%
Adult Bookmobile	0	2	1	11	-90.9%	0	0	0	0	0.0%	0	2	0.0%
Juvenile Bookmobile	0	0	0	0	0.0%	31	42	612	672	-8.9%	31	42	-26.2%
<b><u>BRANCH SUB-TOTAL</u></b>	171	199	2,329	2,358	-1.2%	410	476	6,399	6,101	4.9%	581	675	-13.9%
<b><u>SYSTEM TOTAL</u></b>	189	219	2,641	2,547	3.7%	513	586	7,642	7,215	5.9%	702	805	-12.8%

LOUISVILLE FREE PUBLIC LIBRARY  
PROGRAMS ATTENDANCE

JANUARY 2025

	Adult Programs Attend.		12 Month	12 Month	% Change	Juvenile Programs Attend.		12 Month	12 Month	% of Change	Total	Total	% Change
	Jan-25	Jan-24	Running Total 2025	Running Total 2024		Jan-25	Jan-24	Running Total 2025	Running Total 2024		Prog. Att. Jan-25	Prog. Att. Jan-24	
<b>MAIN</b>													
Main Library	587	750	7,402	5,818	27.2%	881	2,082	18,667	18,921	-1.3%	1,468	2,832	-48.2%
Virtual Programs	0	0	0	0	0.0%	0	0	49	0	0.0%	0	0	0.0%
<b>BRANCHES</b>													
Bon Air	13	82	1,039	1,258	-17.4%	40	37	1,209	778	55.4%	53	119	-55.5%
Crescent Hill	144	125	1,936	1,121	72.7%	369	682	6,011	5,775	4.1%	513	807	-36.4%
Fairdale	28	47	439	492	-10.8%	227	280	4,164	4,982	-16.4%	255	327	-22.0%
Fern Creek	0	0	0	0	0.0%	0	0	0	0	0.0%	0	0	0.0%
Highlands-Shelby Park	76	27	948	844	12.3%	479	411	5,919	7,838	-24.5%	555	438	26.7%
Iroquois	144	70	1,148	505	127.3%	489	761	10,255	9,102	12.7%	633	831	-23.8%
Jeffersontown	21	11	329	589	-44.1%	462	665	7,986	8,407	-5.0%	483	676	-28.6%
Middletown	18	14	280	297	-5.7%	396	303	6,249	5,169	20.9%	414	317	30.6%
Newburg	9	2	49	145	-66.2%	46	119	2,309	2,937	-21.4%	55	121	-54.5%
Northeast	459	341	5,400	5,552	-2.7%	2,076	2,512	29,447	30,160	-2.4%	2,535	2,853	-11.1%
Portland	0	0	0	107	-100.0%	0	0	0	964	-100.0%	0	0	#DIV/0!
Shawnee	2	9	158	602	-73.8%	152	144	3,996	2,337	71.0%	154	153	0.7%
Shively	25	18	337	485	-30.5%	108	180	2,503	1,900	31.7%	133	198	-32.8%
South Central	192	318	3,438	2,970	15.8%	594	959	11,965	14,084	-15.0%	786	1,277	-38.4%
Southwest	249	201	3,314	2,540	30.5%	709	1,034	14,833	17,636	-15.9%	958	1,235	-22.4%
St. Matthews	177	514	3,019	2,336	29.2%	991	765	17,857	11,981	49.0%	1,168	1,279	-8.7%
Western	2	11	1,933	2,924	-33.9%	73	43	1,330	1,554	-14.4%	75	54	38.9%
Young Adult Outpost	0	0	0	0	0.0%	0	0	0	0	0.0%	0	0	0.0%
Adult Bookmobile	492	25	3,507	81	4229.6%	0	0	0	0	0.0%	492	25	0.0%
Juvenile Bookmobile	0	0	0	0	0.0%	444	1,173	10,789	14,540	-25.8%	444	1,173	-62.1%
<b>BRANCH SUB-TOTAL</b>	2,051	1,815	27,274	22,848	19.4%	7,655	10,068	136,822	140,144	-2.4%	9,706	11,883	-18.3%
<b>SYSTEM TOTAL</b>	2,638	2,565	34,676	28,666	21.0%	8,536	12,150	155,538	159,065	-2.2%	11,174	14,715	-24.1%



LOUISVILLE FREE PUBLIC LIBRARY  
MONTHLY PROGRAMS

JANUARY 2025

	Adult	Infant/Toddler/ Preschool	Elementary School	Young Adult (age 12 and older)	Programs Directed at Multiple Age Levels	Adult Programs Total	Juvenile Programs Total	Adult Outreach Visits	Juvenile & Teen Outreach Visits	Outreach Visits Total
Main Library	18	11	0	16	76	18	103	2	42	44
Virtual Programs	0	0	0	0	0	0	0	0	0	0
Bon Air	10	0	0	4	5	10	9	0	2	2
Crescent Hill	11	9	0	0	4	11	13	0	0	0
Fairdale	6	1	1	2	10	6	14	0	0	0
Fern Creek	0	0	0	0	0	0	0	0	0	0
Highlands-Shelby Park	2	10	3	14	13	2	40	1	2	3
Iroquois	14	10	1	7	9	14	27	2	0	2
Jeffersontown	4	12	1	1	13	4	27	0	1	1
Middletown	3	14	1	2	0	3	17	1	3	4
Newburg	1	3	1	7	3	1	14	0	0	0
Northeast	43	13	6	9	56	43	84	2	1	3
Portland	0	0	0	0	0	0	0	0	0	0
Shawnee	1	2	0	1	14	1	17	0	0	0
Shively	10	0	0	0	9	10	9	1	0	1
South Central	29	8	3	6	17	29	34	4	1	5
Southwest	18	9	1	5	20	18	35	5	1	6
St. Matthews	17	10	2	0	23	17	35	7	0	7
Western	2	1	0	0	5	2	6	0	0	0
Adult Bookmobile	0	0	0	0	0	0	0	32	0	32
Juvenile Bookmobile	0	0	0	0	31	0	31	0	0	0
BRANCH SUB TOTAL	171	102	20	58	232	171	412	55	11	66
SYSTEM TOTAL	189	113	20	74	308	189	515	57	53	110

LOUISVILLE FREE PUBLIC LIBRARY  
MONTHLY PROGRAM ATTENDANCE

JANUARY 2025

	Adult	Infant/Toddler/ Preschool	Elementary School	Young Adult (age 12 and older)	Programs Directed at Multiple Age Levels	Adult Programs Total	Juvenile Programs Total	Adult Outreach Visit Contacts	Juvenile & Teen Outreach Visit Contacts	Outreach Visit Contacts Total
Main Library	587	128	0	112	641	587	881	55	162	217
Virtual Programs	0	0	0	0	0	0	0	0	0	0
Bon Air	13	0	0	1	39	13	40	0	6	6
Crescent Hill	144	215	0	0	154	144	369	0	0	0
Fairdale	28	17	4	16	190	28	227	0	0	0
Fern Creek	0	0	0	0	0	0	0	0	0	0
Highlands-Shelby Park	76	210	27	87	155	76	479	15	64	79
Iroquois	144	264	13	26	186	144	489	194	0	194
Jeffersontown	21	276	10	0	176	21	462	0	75	75
Middletown	18	340	28	28	0	18	396	12	150	162
Newburg	9	0	0	40	6	9	46	0	0	0
Northeast	459	587	0	98	1,391	459	2,076	47	1	48
Portland	0	0	0	0	0	0	0	0	0	0
Shawnee	2	10	0	1	141	2	152	0	0	0
Shively	25	0	0	0	108	25	108	25	0	25
South Central	192	139	22	48	385	192	594	98	23	121
Southwest	249	251	37	34	387	249	709	54	162	216
St. Matthews	177	417	46	0	528	177	991	85	0	85
Western	2	33	0	0	40	2	73	0	0	0
Adult Bookmobile	0	0	0	0	0	0	0	492	0	492
Juvenile Bookmobile	0	0	0	0	444	0	444	0	0	0
BRANCH SUB TOTAL	1,559	2,759	187	379	4,330	1,559	7,655	1,022	481	1,503
SYSTEM TOTAL	2,146	2,887	187	491	4,971	2,146	8,536	1,077	643	1,720

LOUISVILLE FREE PUBLIC LIBRARY  
STATISTICAL NOTES

JANUARY 2025

- \* The Portland Library closed for renovations beginning October 1, 2023.
- \* Beginning in July 2024, E-book circulation numbers once again include hoopla circulation per KDLA guidance. The resources included are hoopla circulation and circulation of Overdrive e-books, e-Audiobooks, streaming video, and magazines.
- \* Informational and Directional Requests are being calculated using a one week sample period per quarter. This month's sample period was Q3 2025: 1/13/2025 - 1/19/2025

## LFPL Summary Statistics, FEBRUARY 2023 - JANUARY 2025

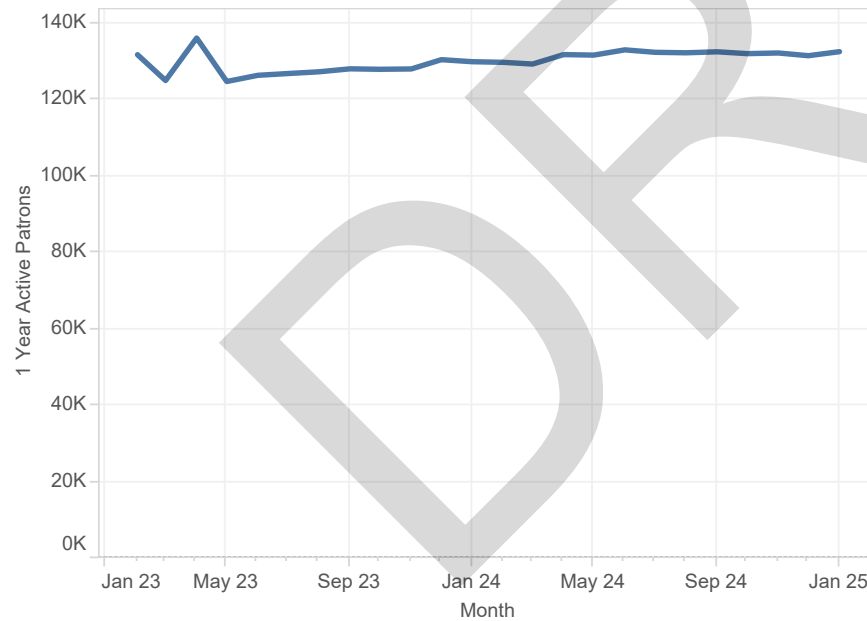
### Monthly Active Patrons



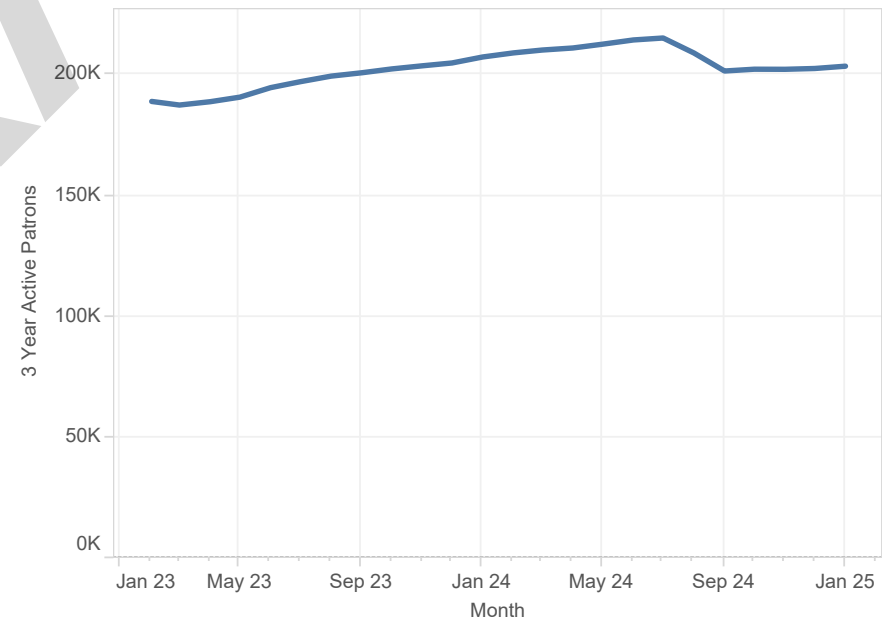
### Monthly Door Count



### 1 Year Active Patrons

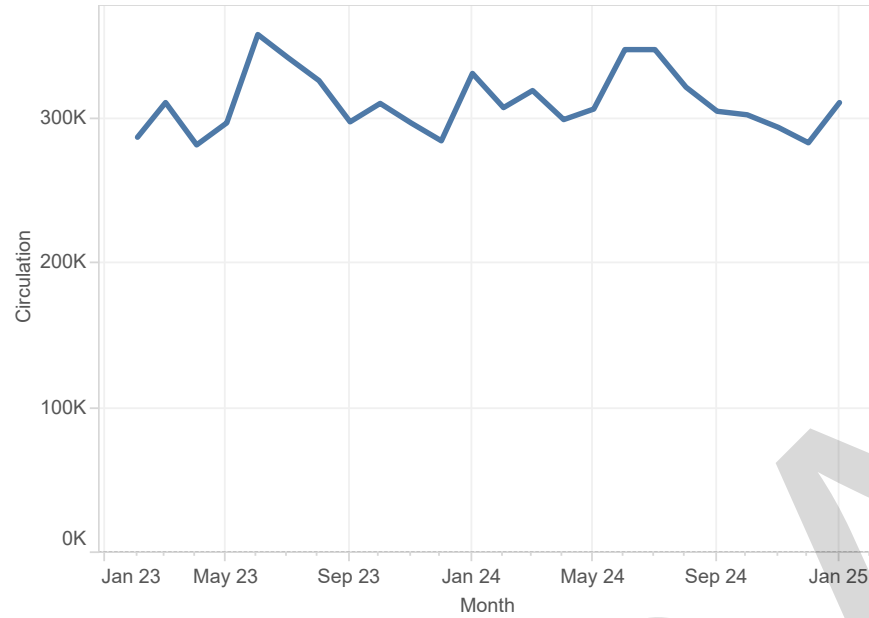


### 3 Year Active Patrons

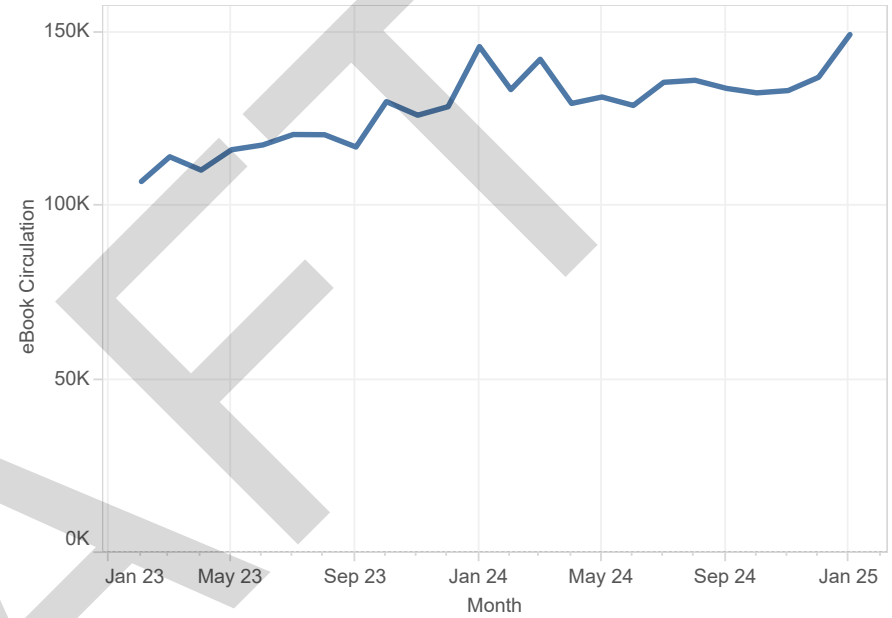


## LFPL Summary Statistics, FEBRUARY 2023 - JANUARY 2025

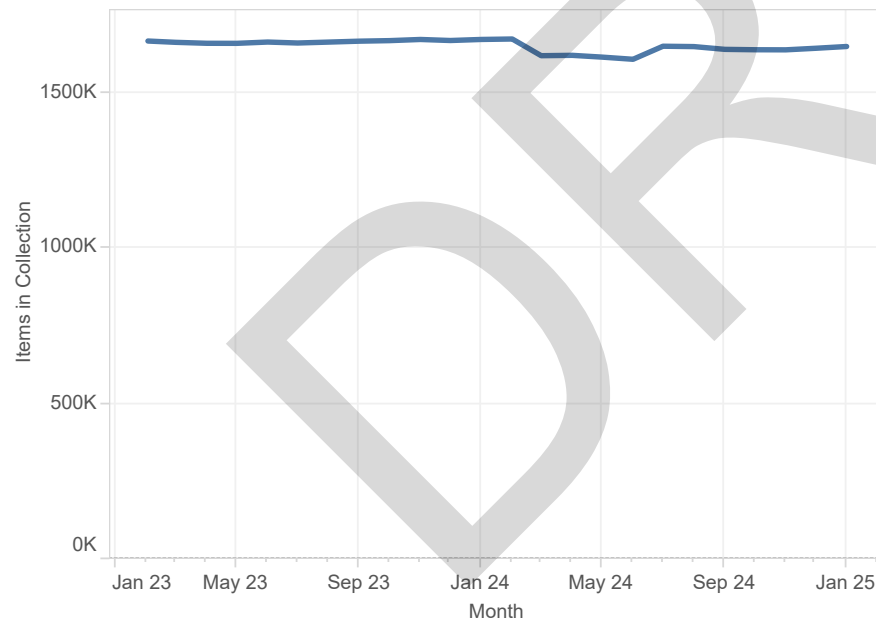
### Monthly Circulation



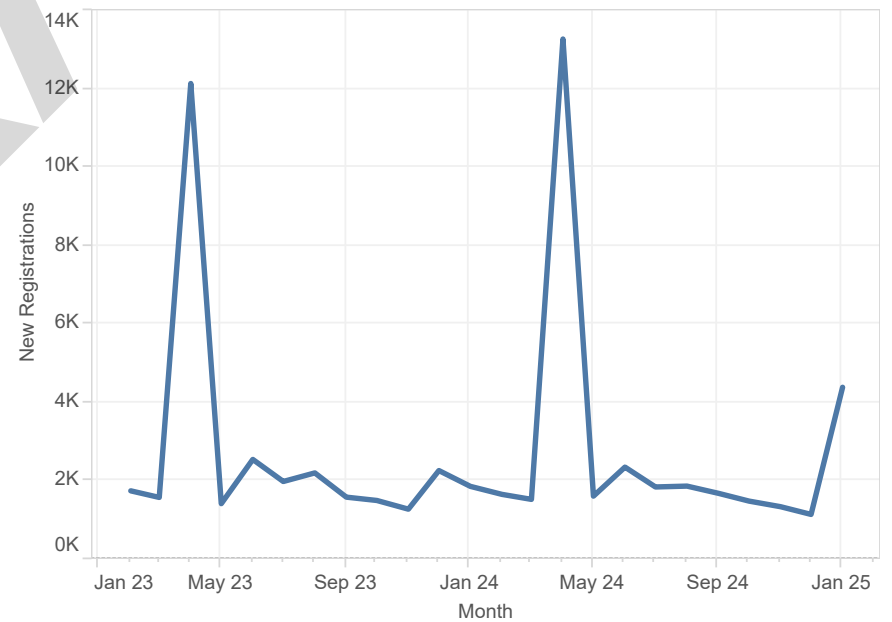
### eBook Circulation



### Items in Collection



### New Registrations

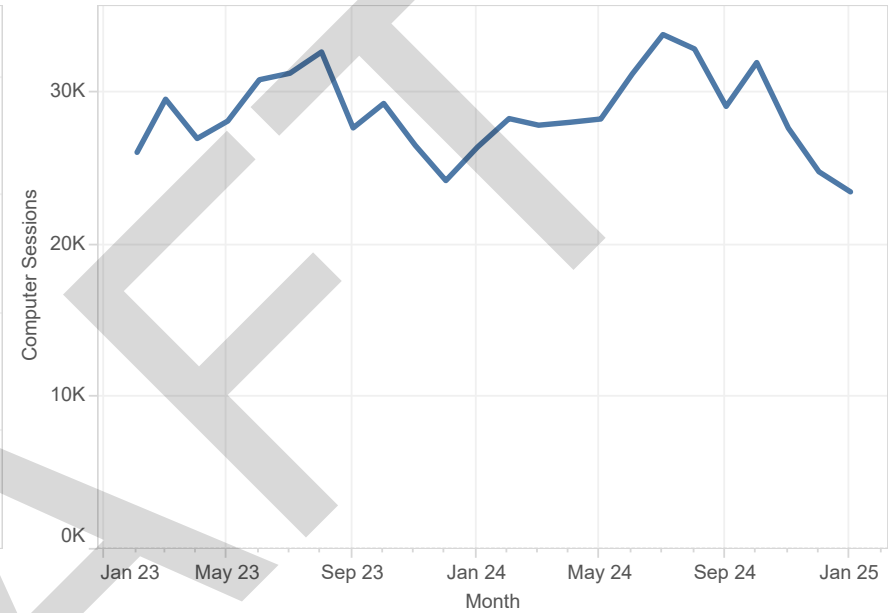


## LFPL Summary Statistics, FEBRUARY 2023 - JANUARY 2025

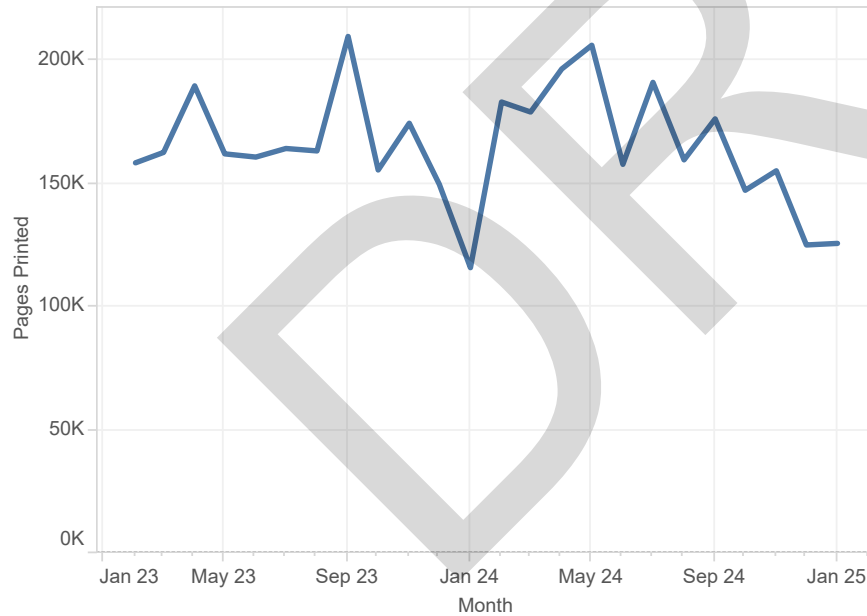
### Wifi Sessions



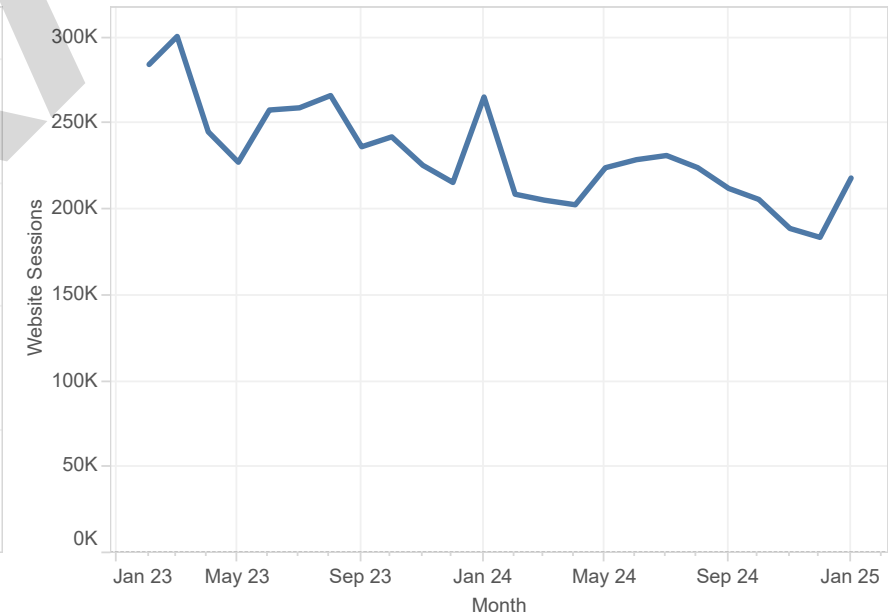
### Computer Sessions



### Pages Printed



### Website Sessions





LOUISVILLE FREE PUBLIC LIBRARY  
LIBRARY ADVISORY COMMISSION

**Library Advisory Commission Agenda**  
March 18, 2025

- I. Quorum Call and Call to Order
  - Approve the meeting minutes of the February 18, 2025 meeting.
  - Excuse the absences of commissioners Carla Robinson and Tiffany Stith from the February 18, 2025 meeting.
- II. Planning Report
- III. Finance Report
- IV. Librarian's Report
- V. Chairperson's Report
- VI. Old Business
- VII. New Business
  - Friends of the Northeast Library Booksale Request:
    - o May 17 – 18, 2025
    - o September 20 – 21, 2025
- VIII. Adjournment



LOUISVILLE FREE PUBLIC LIBRARY  
LIBRARY ADVISORY COMMISSION

**LAC Meeting Minutes**

February 18, 2025

*Draft for Approval*

**I. Quorum and Call to Order**

The regular meeting of the Library Advisory Commission was called to order by Commission chair Anita Riley Hall, at 4:32 on Tuesday, February 18, 2025. The meeting was held in the Board Room at the Main Library. Secretary Lee Burchfield was present.

Commissioners in attendance were Anita Riley Hall, Brelin Tilford, Charity Garnett, Demiche Sewell, Marcus Walker, Nathan Smith, and Whitney Soergel.

Absent commissioners were Carla Robinson and Tiffany Stith.

Others present included Library Director Lee Burchfield, Library Assistant Director Carrick Arehart, Executive Administrator Benjamin Tipton, Communications Manager Paul Burns, and Administrative Assistant Vanessa Fuller.

**II. Planning Report**

None.

**III. Finance Report**

Commissioner Marcus Walker has agreed to chair the finance committee. Lee Burchfield presented and reviewed The LAC Fund documentation for the commission. The complete document is attached to these minutes.

**IV. Librarian's Report**

Lee Burchfield submitted a written Librarian's Report. Highlights were reviewed by the committee. The complete report is attached to these minutes.

**V. Chairpersons Report**

None.

**VI. Old Business**

None.

**VII. New Business**

None.





LOUISVILLE FREE PUBLIC LIBRARY  
LIBRARY ADVISORY COMMISSION

**VIII. Adjournment**

There being no other business, the meeting adjourned at 5:02 pm.

*Minutes prepared by Vanessa Fuller, Library Administrative Assistant.*

LOUISVILLE FREE PUBLIC LIBRARY  
MONTHLY REPORT

FEBRUARY 2025

	Feb-25	Feb-24	% of Change From Last Year	12 Month Running Total Current Year	12 Month Running Total Last Year	% of Change From Last Year
Circulation	292,924	308,049	-4.9%	3,735,349	3,749,701	-0.4%
Door Count	136,306	145,166	-6.1%	1,769,264	1,764,297	0.3%
New Registration	1,425	1,658	-14.1%	33,977	30,971	9.7%
Information Requests	73,020	64,519	13.2%	1,040,239	907,399	14.6%
Program Count	852	860	-0.9%	10,275	9,808	4.8%
Program Attendance	14,524	17,139	-15.3%	187,599	187,540	0.0%
Outreach Visit	93	142	-34.5%	1,803	2,395	-24.7%
Outreach Visit Contacts	1,794	2,820	-36.4%	72,028	103,451	-30.4%
Meeting Room Count	474	471	0.6%	5,209	4,739	9.9%
Meeting Room Attendance	5,677	6,720	-15.5%	69,652	62,919	10.7%
Public Computer Usage	26,760	28,297	-5.4%	345,902	341,910	1.2%
Patrons active this month	47,868	47,549	0.7%			
1 Year Active Patrons	132,428	129,677	2.1%			
3 Year Active Patrons	195,090	209,035	-6.7%			
Patrons with Library Cards	588,789	558,223	5.5%			
Interlibrary Loans						
Received	63	88	-28.4%			
Sent	50	62	-19.4%			

LOUISVILLE FREE PUBLIC LIBRARY  
CIRCULATION SUMMARY

FEBRUARY 2025

	Total Feb-25	Total Feb-24	% of Change From 2024	12 Month Running Total 2025	12 Month Running Total 2024	% of Change From 2024
<b><u>MAIN</u></b>						
Circulation Dept.	9,083	10,813	-16.0%	126,439	134,920	-6.3%
E-Book Circulation	133,232	133,472	-0.2%	1,627,555	1,480,034	10.0%
<b><u>MAIN SUB-TOTAL</u></b>	142,315	144,285	-1.4%	1,753,994	1,614,954	8.6%
<b><u>BRANCHES</u></b>						
Bon Air	8,394	9,982	-15.9%	112,226	124,654	-10.0%
Crescent Hill	9,579	9,825	-2.5%	125,892	131,260	-4.1%
Fairdale	2,298	2,121	8.3%	28,192	27,554	2.3%
Parkland	195	0	0.0%	195	0	0.0%
Highlands-Shelby Park	9,632	10,930	-11.9%	121,364	130,308	-6.9%
Iroquois	5,576	7,121	-21.7%	77,998	80,130	-2.7%
Jeffersontown	11,598	13,356	-13.2%	159,223	173,622	-8.3%
Middletown	11,177	12,482	-10.5%	149,870	166,517	-10.0%
Newburg	1,003	895	12.1%	12,284	13,578	-9.5%
Northeast	40,105	40,984	-2.1%	508,413	552,984	-8.1%
Portland	0	0	#DIV/0!	0	5,999	-100.0%
Shawnee	1,245	1,335	-6.7%	18,337	18,469	-0.7%
Shively	1,911	2,089	-8.5%	28,352	27,571	2.8%
South Central	12,109	13,908	-12.9%	167,314	184,767	-9.4%
Southwest	9,616	10,289	-6.5%	130,372	141,024	-7.6%
St. Matthews	23,655	25,014	-5.4%	308,116	319,914	-3.7%
Western	631	741	-14.8%	8,139	10,643	-23.5%
Adult Bookmobile	1,130	1,264	-10.6%	13,334	13,146	1.4%
Juvenile Bookmobile	755	1,428	-47.1%	11,734	12,607	-6.9%
<b><u>BRANCH SUB-TOTAL</u></b>	150,609	163,764	-8.0%	1,981,355	2,134,747	-7.2%
<b><u>SYSTEM TOTAL</u></b>	292,924	308,049	-4.9%	3,735,349	3,749,701	-0.4%

LOUISVILLE FREE PUBLIC LIBRARY  
CIRCULATION

FEBRUARY 2025

	Adult Circulation		% of	12 Month	12 Month	% of	Juvenile Circulation		% of	12 Month	12 Month	% of
	Feb-25	Feb-24	Change	Running Total 2025	Running Total 2024	Change	Feb-25	Feb-24	Change	Running Total 2025	Running Total 2024	Change
<b>MAIN</b>												
Circulation Dept.	6,351	6,802	-6.6%	86,030	86,070	0.0%	2,732	4,011	-31.9%	40,409	48,850	-17.3%
E-Book Circulation	114,423	113,083	1.2%	1,399,088	1,266,397	10.5%	18,809	20,389	-7.7%	228,467	213,637	6.9%
<b>MAIN SUB-TOTAL</b>	120,774	119,885	0.7%	1,485,118	1,352,467	9.8%	21,541	24,400	-11.7%	268,876	262,487	2.4%
<b>BRANCHES</b>												
Bon Air	5,473	6,358	-13.9%	71,208	76,842	-7.3%	2,921	3,624	-19.4%	41,018	47,812	-14.2%
Crescent Hill	5,296	5,527	-4.2%	66,891	69,339	-3.5%	4,283	4,298	-0.3%	59,001	61,921	-4.7%
Fairdale	1,249	1,157	8.0%	15,862	15,249	4.0%	1,049	964	8.8%	12,330	12,305	0.2%
Parkland	134	0	0.0%	134	0	0.0%	61	0	0.0%	61	0	0.0%
Highlands-Shelby Park	6,513	7,218	-9.8%	81,116	87,589	-7.4%	3,119	3,712	-16.0%	40,248	42,719	-5.8%
Iroquois	2,927	3,522	-16.9%	39,302	39,201	0.3%	2,649	3,599	-26.4%	38,696	40,929	-5.5%
Jeffersontown	6,484	6,991	-7.3%	83,168	88,817	-6.4%	5,114	6,365	-19.7%	76,055	84,805	-10.3%
Middletown	4,763	5,436	-12.4%	64,189	69,092	-7.1%	6,414	7,046	-9.0%	85,681	97,425	-12.1%
Newburg	431	477	-9.6%	6,088	6,170	-1.3%	572	418	36.8%	6,196	7,408	-16.4%
Northeast	16,488	17,135	-3.8%	207,431	214,627	-3.4%	23,617	23,849	-1.0%	300,982	338,357	-11.0%
Portland	0	0	#DIV/0!	0	3,358	-100.0%	0	0	#DIV/0!	0	2,641	-100.0%
Shawnee	798	740	7.8%	10,770	10,467	2.9%	447	595	-24.9%	7,567	8,002	-5.4%
Shively	1,275	1,376	-7.3%	18,663	17,200	8.5%	636	713	-10.8%	9,689	10,371	-6.6%
South Central	7,031	7,804	-9.9%	94,256	99,651	-5.4%	5,078	6,104	-16.8%	73,058	85,116	-14.2%
Southwest	5,318	5,567	-4.5%	68,676	72,973	-5.9%	4,298	4,722	-9.0%	61,696	68,051	-9.3%
St. Matthews	12,871	12,981	-0.8%	164,775	165,532	-0.5%	10,784	12,033	-10.4%	143,341	154,382	-7.2%
Western	476	453	5.1%	5,117	6,120	-16.4%	155	288	-46.2%	3,022	4,523	-33.2%
Adult Outreach Vehicle	1,119	1,242	-9.9%	13,175	12,975	1.5%	11	22	-50.0%	159	171	-7.0%
Juvenile Bookmobile	66	79	-16.5%	749	1,176	-36.3%	689	1,349	-48.9%	10,985	11,431	-3.9%
<b>BRANCH SUB-TOTAL</b>	78,712	84,063	-6.4%	1,011,570	1,056,378	-4.2%	71,897	79,701	-9.8%	969,785	1,078,369	-10.1%
<b>SYSTEM TOTAL</b>	199,486	203,948	-2.2%	2,496,688	2,408,845	3.6%	93,438	104,101	-10.2%	1,238,661	1,340,856	-7.6%

LOUISVILLE FREE PUBLIC LIBRARY  
DOOR COUNT

FEBRUARY 2025

	Feb-25	Feb-24	% of Change	12 Month Running Total 2025	12 Month Running Total 2024	% of Change
<b><u>MAIN</u></b>						
Main Library	24,967	25,917	-3.7%	314,053	288,039	9.0%
<b><u>BRANCHES</u></b>						
Bon Air	5,738	6,917	-17.0%	78,502	82,306	-4.6%
Crescent Hill	5,127	5,627	-8.9%	69,503	68,263	1.8%
Fairdale	1,783	2,302	-22.5%	23,192	23,602	-1.7%
Parkland	3,761	0	0.0%	3,761	0	0.0%
Highlands-Shelby Park	7,650	8,806	-13.1%	102,929	105,559	-2.5%
Iroquois	5,474	5,995	-8.7%	70,413	68,296	3.1%
Jeffersontown	7,655	8,025	-4.6%	98,581	98,623	0.0%
Middletown	6,127	6,536	-6.3%	82,762	83,616	-1.0%
Newburg	4,278	4,925	-13.1%	57,001	58,362	-2.3%
Northeast	16,324	18,113	-9.9%	224,522	238,619	-5.9%
Portland	0	0	#DIV/0!	0	13,237	-100.0%
Shawnee	5,269	6,199	-15.0%	83,718	84,980	-1.5%
Shively	4,982	5,642	-11.7%	71,415	66,136	8.0%
South Central	11,788	12,435	-5.2%	150,741	145,438	3.6%
Southwest	9,451	10,028	-5.8%	125,414	120,288	4.3%
St. Matthews	12,520	13,676	-8.5%	165,460	163,565	1.2%
Western	2,781	2,799	-0.6%	35,841	37,470	-4.3%
Juvenile Bookmobile	631	1,224	-48.4%	11,456	17,898	-36.0%
<b><u>BRANCH SUB-TOTAL</u></b>	111,339	119,249	-6.6%	1,455,211	1,476,258	-1.4%
<b><u>SYSTEM TOTAL</u></b>	136,306	145,166	-6.1%	1,769,264	1,764,297	0.3%

LOUISVILLE FREE PUBLIC LIBRARY  
COMPUTER USAGE

FEBRUARY 2025

	Feb-25	Feb-24	% of Change	12 Month Running Total 2025	12 Month Running Total 2024	% of Change
<b><u>MAIN</u></b>						
Main Library	6,419	6,421	0.0%	81,366	76,290	6.7%
<b><u>BRANCHES</u></b>						
Bon Air	1,375	1,561	-11.9%	17,497	18,310	-4.4%
Crescent Hill	456	623	-26.8%	7,291	7,069	3.1%
Fairdale	440	491	-10.4%	5,169	5,497	-6.0%
Parkland	66	0	0.0%	66	0	0.0%
Highlands-Shelby Park	1,080	1,368	-21.1%	14,598	15,525	-6.0%
Iroquois	1,482	1,556	-4.8%	18,510	18,165	1.9%
Jeffersontown	911	1,062	-14.2%	11,158	11,408	-2.2%
Middletown	817	752	8.6%	9,622	8,614	11.7%
Newburg	1,354	1,329	1.9%	17,144	17,262	-0.7%
Northeast	1,420	1,435	-1.0%	17,531	16,988	3.2%
Portland	0	0	#DIV/0!	0	3,722	-100.0%
Shawnee	1,588	2,027	-21.7%	25,471	27,971	-8.9%
Shively	1,773	2,015	-12.0%	23,599	22,204	6.3%
South Central	2,659	2,738	-2.9%	34,947	34,447	1.5%
Southwest	2,368	2,176	8.8%	26,981	23,584	14.4%
St. Matthews	1,513	1,817	-16.7%	21,423	20,880	2.6%
Western	1,039	926	12.2%	13,529	13,974	-3.2%
<b><u>BRANCH SUB-TOTAL</u></b>	20,341	21,876	-7.0%	264,536	265,620	-0.4%
<b><u>SYSTEM TOTAL</u></b>	26,760	28,297	-5.4%	345,902	341,910	1.2%

LOUISVILLE FREE PUBLIC LIBRARY  
REGISTRATIONS

FEBRUARY 2025

	Feb-25	Feb-24	% of Change	12 Month Running Total 2025	12 Month Running Total 2024	% of Change
<b><u>MAIN</u></b>						
Main Combined	148	204	-27.5%	17,269	13,106	31.8%
<b><u>BRANCHES</u></b>						
Bon Air	60	67	-10.4%	789	852	-7.4%
Crescent Hill	68	67	1.5%	857	829	3.4%
Fairdale	20	32	-37.5%	362	412	-12.1%
Parkland	17	0	0.0%	17	5	240.0%
Highlands-Shelby Park	67	89	-24.7%	959	1,216	-21.1%
Iroquois	50	71	-29.6%	730	759	-3.8%
Jeffersontown	124	134	-7.5%	1,556	1,670	-6.8%
Middletown	110	123	-10.6%	1,532	1,516	1.1%
Newburg	32	40	-20.0%	394	449	-12.2%
Northeast	218	226	-3.5%	2,688	3,032	-11.3%
Portland	2	0	#DIV/0!	40	137	-70.8%
Shawnee	15	16	-6.3%	385	411	-6.3%
Shively	42	47	-10.6%	611	603	1.3%
South Central	175	184	-4.9%	1,998	2,091	-4.4%
Southwest	104	131	-20.6%	1,458	1,409	3.5%
St. Matthews	141	168	-16.1%	1,844	1,928	-4.4%
Western	14	26	-46.2%	208	284	-26.8%
Adult Outreach Vehicle	18	33	-45.5%	220	222	-0.9%
Juvenile Bookmobile	0	0	#DIV/0!	60	40	50.0%
<b><u>BRANCH SUB-TOTAL</u></b>	1,277	1,454	-12.2%	16,708	17,865	-6.5%
<b><u>SYSTEM TOTAL</u></b>	1,425	1,658	-14.1%	33,977	30,971	9.7%

LOUISVILLE FREE PUBLIC LIBRARY  
INFORMATION REQUESTS

FEBRUARY 2025

	Monthly Directional Requests		12 Month Running Total	12 Month Running Total	% of Change	Monthly Informational Requests		12 Month Running Total	12 Month Running Total	% of Change	Total Requests Month	Total Requests Month	% Change
	Feb-25	Feb-24	2025	2024		Feb-25	Feb-24	2025	2024		Feb-25	Feb-24	
<b>MAIN</b>													
Children's Dept.	840	896	10,948	9,129	19.9%	2,130	1,876	23,830	22,744	4.8%	2,970	2,772	7.1%
Circ & Info Services	3,090	3,640	66,533	50,439	31.9%	6,960	8,232	134,725	102,269	31.7%	10,050	11,872	-15.3%
Just Ask	0	0	0	275	-100.0%	0	0	0	1,189	-100.0%	0	0	#DIV/0!
<b>MAIN SUB-TOTAL</b>	3,930	4,536	77,481	59,843	29.5%	9,090	10,108	158,555	126,202	25.6%	13,020	14,644	-11.1%
<b>BRANCHES</b>													
Bon Air	840	812	10,487	11,918	-12.0%	3,180	3,052	45,963	43,023	6.8%	4,020	3,864	4.0%
Crescent Hill	1,140	588	9,845	9,067	8.6%	2,880	1,764	29,465	24,927	18.2%	4,020	2,352	70.9%
Fairdale	240	168	3,793	2,553	48.6%	1,470	784	17,797	11,107	60.2%	1,710	952	79.6%
Parkland	0	0	0	0	0.0%	0	0	0	0	0.0%	0	0	0.0%
Highlands-Shelby Park	570	280	7,248	4,360	66.2%	1,170	1,232	19,879	21,229	-6.4%	1,740	1,512	15.1%
Iroquois	480	364	6,702	8,825	-24.1%	2,670	2,492	36,503	27,109	34.7%	3,150	2,856	10.3%
Jeffersontown	330	308	4,954	6,430	-23.0%	2,550	2,352	37,246	38,217	-2.5%	2,880	2,660	8.3%
Middletown	630	560	9,133	10,752	-15.1%	2,070	2,212	29,664	30,895	-4.0%	2,700	2,772	-2.6%
Newburg	510	224	4,214	2,825	49.2%	1,350	952	11,496	11,919	-3.5%	1,860	1,176	58.2%
Northeast	3,450	3,836	55,028	52,704	4.4%	7,680	6,300	111,152	97,016	14.6%	11,130	10,136	9.8%
Portland	0	0	0	2,568	-100.0%	0	0	0	4,087	-100.0%	0	0	#DIV/0!
Shawnee	1,230	1,484	15,896	23,467	-32.3%	1,470	1,568	19,406	16,420	18.2%	2,700	3,052	-11.5%
Shively	120	1,120	12,484	9,684	28.9%	870	1,960	21,355	23,417	-8.8%	990	3,080	-67.9%
South Central	1,890	812	19,137	12,730	50.3%	6,090	4,284	76,421	64,591	18.3%	7,980	5,096	56.6%
Southwest	1,680	1,120	19,611	14,150	38.6%	5,730	3,052	59,576	39,250	51.8%	7,410	4,172	77.6%
St. Matthews	1,230	1,428	18,759	17,469	7.4%	3,720	3,416	47,409	47,531	-0.3%	4,950	4,844	2.2%
Western	420	196	5,926	4,949	19.7%	1,590	756	19,476	20,842	-6.6%	2,010	952	111.1%
Adult Bookmobile	0	4	92	8	1050.0%	570	395	5,668	5,315	6.6%	570	399	42.9%
Juvenile Bookmobile	30	0	2,269	0	0.0%	150	0	10,149	0	0.0%	180	0	0.0%
<b>BRANCH SUB-TOTAL</b>	14,790	13,304	205,578	194,459	5.7%	45,210	36,571	598,625	526,895	13.6%	60,000	49,875	20.3%
<b>SYSTEM TOTAL</b>	18,720	17,840	283,059	254,302	11.3%	54,300	46,679	757,180	653,097	15.9%	73,020	64,519	13.2%



LOUISVILLE FREE PUBLIC LIBRARY  
MEETING ROOM USAGE

FEBRUARY 2025

	Meetings Held Feb-25	Meetings Held Feb-24	12 Month Running Total 2025	12 Month Running Total 2024	% of Change	Meeting Attendance Feb-25	Meeting Attendance Feb-24	12 Month Running Total 2025	12 Month Running Total 2024	% of Change
<b><u>MAIN</u></b>										
Main Library	67	60	837	641	30.6%	1,061	913	13,233	11,503	15.0%
<b><u>BRANCHES</u></b>										
Bon Air	28	21	221	179	23.5%	392	256	3,187	2,149	48.3%
Crescent Hill	20	18	248	176	40.9%	216	256	2,813	2,056	36.8%
Fairdale	8	6	79	73	8.2%	62	24	407	458	-11.1%
Parkland	0	0	0	0	0.0%	0	0	0	0	0.0%
Highlands-Shelby Park	14	12	152	125	21.6%	144	107	1,811	1,350	34.1%
Iroquois	11	21	163	165	-1.2%	171	240	1,936	1,883	2.8%
Jeffersontown	25	10	176	118	49.2%	207	171	1,910	1,285	48.6%
Middletown	10	29	154	194	-20.6%	107	252	1,383	1,743	-20.7%
Newburg	15	1	110	67	64.2%	62	7	882	683	29.1%
Northeast	64	79	723	863	-16.2%	603	959	6,951	8,578	-19.0%
Portland	0	0	0	26	-100.0%	0	0	0	546	-100.0%
Shawnee	22	27	198	143	38.5%	343	379	3,005	1,752	71.5%
Shively (no mtg room)	0	0	0	1	-100.0%	0	0	0	3	-100.0%
South Central	75	67	856	675	26.8%	1,022	1,396	14,001	12,283	14.0%
Southwest	56	51	611	600	1.8%	877	820	11,838	9,587	23.5%
St. Matthews	57	61	641	625	2.6%	401	779	5,711	6,046	-5.5%
Western	2	8	40	68	-41.2%	9	161	584	1,014	-42.4%
<b><u>BRANCH SUB-TOTAL</u></b>	407	411	4,372	4,098	6.7%	4,616	5,807	56,419	51,416	9.7%
<b><u>SYSTEM TOTAL</u></b>	474	471	5,209	4,739	9.9%	5,677	6,720	69,652	62,919	10.7%

LOUISVILLE FREE PUBLIC LIBRARY  
PROGRAM COUNT

FEBRUARY 2025

	Adult Programs Count		12 Month	12 Month	%	Juvenile Programs Count		12 Month	12 Month	%	Total	Total	%
	Feb-25	Feb-24	Running Total	Running Total	Change	Feb-25	Feb-24	Running Total	Running Total	Change	Programs	Programs	Change
			2025	2024				2025	2024		Feb-25	Feb-24	
<b><u>MAIN</u></b>													
Main Library	22	26	308	196	57.1%	91	103	1,231	1,102	11.7%	113	129	-12.4%
Virtual Programs	0	0	0	0	0.0%	0	0	0	0	0.0%	0	0	0.0%
<b><u>BRANCHES</u></b>													
Bon Air	9	12	135	163	-17.2%	8	13	136	125	8.8%	17	25	-32.0%
Crescent Hill	10	6	138	97	42.3%	14	18	242	262	-7.6%	24	24	0.0%
Fairdale	8	8	91	110	-17.3%	24	28	248	291	-14.8%	32	36	-11.1%
Parkland	0	0	0	0	0.0%	0	0	0	0	0.0%	0	0	0.0%
Highlands-Shelby Park	7	8	85	68	25.0%	45	37	504	517	-2.5%	52	45	15.6%
Iroquois	30	25	187	188	-0.5%	46	44	472	452	4.4%	76	69	10.1%
Jeffersontown	4	11	54	76	-28.9%	38	28	339	287	18.1%	42	39	7.7%
Middletown	6	3	57	61	-6.6%	19	22	224	241	-7.1%	25	25	0.0%
Newburg	0	2	8	24	-66.7%	15	12	213	228	-6.6%	15	14	7.1%
Northeast	40	30	444	391	13.6%	91	83	986	930	6.0%	131	113	15.9%
Portland	0	0	0	25	-100.0%	0	0	0	70	-100.0%	0	0	#DIV/0!
Shawnee	5	2	37	39	-5.1%	19	13	265	167	58.7%	24	15	60.0%
Shively	7	8	108	87	24.1%	27	33	259	187	38.5%	34	41	-17.1%
South Central	30	33	402	433	-7.2%	39	53	597	566	5.5%	69	86	-19.8%
Southwest	26	20	244	214	14.0%	51	50	607	672	-9.7%	77	70	10.0%
St. Matthews	22	20	246	183	34.4%	39	24	557	279	99.6%	61	44	38.6%
Western	2	12	98	201	-51.2%	8	11	152	194	-21.6%	10	23	-56.5%
Young Adult Outpost	0	0	0	0	0.0%	0	0	0	0	0.0%	0	0	0.0%
Adult Bookmobile	0	0	1	10	-90.0%	0	0	0	0	0.0%	0	0	0.0%
Juvenile Bookmobile	0	0	0	0	0.0%	50	62	600	672	-10.7%	50	62	-19.4%
<b><u>BRANCH SUB-TOTAL</u></b>	206	200	2,335	2,370	-1.5%	533	531	6,401	6,140	4.3%	739	731	1.1%
<b><u>SYSTEM TOTAL</u></b>	228	226	2,643	2,566	3.0%	624	634	7,632	7,242	5.4%	852	860	-0.9%

LOUISVILLE FREE PUBLIC LIBRARY  
PROGRAMS ATTENDANCE

FEBRUARY 2025

	Adult Programs Attend.		12 Month	12 Month	%	Juvenile Programs Attend.		12 Month	12 Month	%	Total	Total	%
	Feb-25	Feb-24	Running Total	Running Total	Change	Feb-25	Feb-24	Running Total	Running Total	Change	Prog. Att.	Prog. Att.	Change
			2025	2024				2025	2024		Feb-25	Feb-24	
<b><u>MAIN</u></b>													
Main Library	821	1,038	7,185	5,983	20.1%	1,079	2,810	16,936	19,823	-14.6%	1,900	3,848	-50.6%
Virtual Programs	0	0	0	0	0.0%	0	0	49	0	0.0%	0	0	0.0%
<b><u>BRANCHES</u></b>													
Bon Air	23	392	670	1,539	-56.5%	47	120	1,136	898	26.5%	70	512	-86.3%
Crescent Hill	114	99	1,951	1,110	75.8%	283	456	5,838	5,880	-0.7%	397	555	-28.5%
Fairdale	36	26	449	481	-6.7%	422	545	4,041	5,246	-23.0%	458	571	-19.8%
Parkland	0	0	0	0	0.0%	0	0	0	0	0.0%	0	0	0.0%
Highlands-Shelby Park	84	156	876	944	-7.2%	539	513	5,945	7,672	-22.5%	623	669	-6.9%
Iroquois	218	56	1,310	521	151.4%	812	831	10,236	9,304	10.0%	1,030	887	16.1%
Jeffersontown	64	52	341	636	-46.4%	673	1,063	7,596	8,732	-13.0%	737	1,115	-33.9%
Middletown	21	14	287	283	1.4%	391	442	6,198	5,273	17.5%	412	456	-9.6%
Newburg	0	22	27	139	-80.6%	71	97	2,283	2,491	-8.4%	71	119	-40.3%
Northeast	484	354	5,530	4,848	14.1%	2,738	2,269	29,916	30,012	-0.3%	3,222	2,623	22.8%
Portland	0	0	0	99	-100.0%	0	0	0	770	-100.0%	0	0	#DIV/0!
Shawnee	61	19	200	400	-50.0%	255	224	4,027	2,308	74.5%	316	243	30.0%
Shively	19	29	327	506	-35.4%	239	249	2,493	2,118	17.7%	258	278	-7.2%
South Central	234	322	3,350	3,063	9.4%	621	1,010	11,576	12,800	-9.6%	855	1,332	-35.8%
Southwest	331	415	3,230	2,702	19.5%	970	993	14,810	17,435	-15.1%	1,301	1,408	-7.6%
St. Matthews	221	229	3,011	2,443	23.3%	1,172	908	18,121	12,011	50.9%	1,393	1,137	22.5%
Western	143	136	1,940	2,938	-34.0%	128	64	1,394	1,478	-5.7%	271	200	35.5%
Young Adult Outpost	0	0	0	0	0.0%	0	0	0	0	0.0%	0	0	0.0%
Adult Bookmobile	454	0	3,961	72	5401.4%	0	0	0	0	0.0%	454	0	0.0%
Juvenile Bookmobile	0	0	0	0	0.0%	756	1,186	10,359	14,582	-29.0%	756	1,186	-36.3%
<b><u>BRANCH SUB-TOTAL</u></b>	2,507	2,321	27,460	22,724	20.8%	10,117	10,970	135,969	139,010	-2.2%	12,624	13,291	-5.0%
<b><u>SYSTEM TOTAL</u></b>	3,328	3,359	34,645	28,707	20.7%	11,196	13,780	152,954	158,833	-3.7%	14,524	17,139	-15.3%

LOUISVILLE FREE PUBLIC LIBRARY  
MONTHLY PROGRAMS

FEBRUARY 2025

	Adult	Infant/Toddler/ Preschool	Elementary School	Young Adult (age 12 and older)	Programs Directed at Multiple Age Levels	Adult Programs Total	Juvenile Programs Total	Adult Outreach Visits	Juvenile & Teen Outreach Visits	Outreach Visits Total
Main Library	22	12	0	10	69	22	91	4	25	29
Virtual Programs	0	0	0	0	0	0	0	0	0	0
Bon Air	9	0	0	4	4	9	8	0	2	2
Crescent Hill	10	12	1	0	1	10	14	1	0	1
Fairdale	8	1	2	5	16	8	24	0	0	0
Parkland	0	0	0	0	0	0	0	0	0	0
Highlands-Shelby Park	7	4	4	17	20	7	45	2	0	2
Iroquois	30	16	2	10	18	30	46	2	0	2
Jeffersontown	4	10	1	1	26	4	38	0	1	1
Middletown	6	12	0	0	7	6	19	1	1	2
Newburg	0	4	2	8	5	0	19	0	0	0
Northeast	40	13	9	7	62	40	91	1	0	1
Portland	0	0	0	0	0	0	0	0	0	0
Shawnee	5	0	0	4	15	5	19	0	0	0
Shively	7	0	1	5	21	7	27	0	0	0
South Central	30	12	0	9	18	30	39	7	0	7
Southwest	26	12	1	6	32	26	51	7	1	8
St. Matthews	22	13	3	0	23	22	39	4	0	4
Western	2	2	0	0	6	2	8	1	1	2
Adult Bookmobile	0	0	0	0	0	0	0	32	0	32
Juvenile Bookmobile	0	0	0	0	50	0	50	0	0	0
BRANCH SUB TOTAL	206	111	26	76	324	206	537	58	6	64
SYSTEM TOTAL	228	123	26	86	393	228	628	62	31	93

LOUISVILLE FREE PUBLIC LIBRARY  
MONTHLY PROGRAM ATTENDANCE

FEBRUARY 2025

	Adult	Infant/Toddler/ Preschool	Elementary School	Young Adult (age 12 and older)	Programs Directed at Multiple Age Levels	Adult Programs Total	Juvenile Programs Total	Adult Outreach Visit Contacts	Juvenile & Teen Outreach Visit Contacts	Outreach Visit Contacts Total
Main Library	821	128	0	39	912	821	1,079	120	137	257
Virtual Programs	0	0	0	0	0	0	0	0	0	0
Bon Air	23	0	0	0	47	23	47	0	76	76
Crescent Hill	114	272	0	0	11	114	283	6	0	6
Fairdale	36	5	16	25	376	36	422	0	0	0
Parkland	0	0	0	0	0	0	0	0	0	0
Highlands-Shelby Park	84	84	35	113	307	84	539	52	0	52
Iroquois	218	416	37	25	334	218	812	29	0	29
Jeffersontown	64	283	23	0	367	64	673	0	115	115
Middletown	21	317	0	0	74	21	391	12	400	412
Newburg	0	0	4	30	37	0	71	0	0	0
Northeast	484	522	0	40	2,176	484	2,738	6	0	6
Portland	0	0	0	0	0	0	0	0	0	0
Shawnee	61	0	0	14	241	61	255	0	0	0
Shively	19	0	2	20	217	19	239	0	0	0
South Central	234	219	0	89	313	234	621	179	0	179
Southwest	331	316	16	45	593	331	970	88	1	89
St. Matthews	221	671	70	0	431	221	1,172	52	0	52
Western	143	66	0	0	62	143	128	7	60	67
Adult Bookmobile	0	0	0	0	0	0	0	454	0	454
Juvenile Bookmobile	0	0	0	0	756	0	756	0	0	0
BRANCH SUB TOTAL	2,053	3,171	203	401	6,342	2,053	10,117	885	652	1,537
SYSTEM TOTAL	2,874	3,299	203	440	7,254	2,874	11,196	1,005	789	1,794

LOUISVILLE FREE PUBLIC LIBRARY  
STATISTICAL NOTES

FEBRUARY 2025

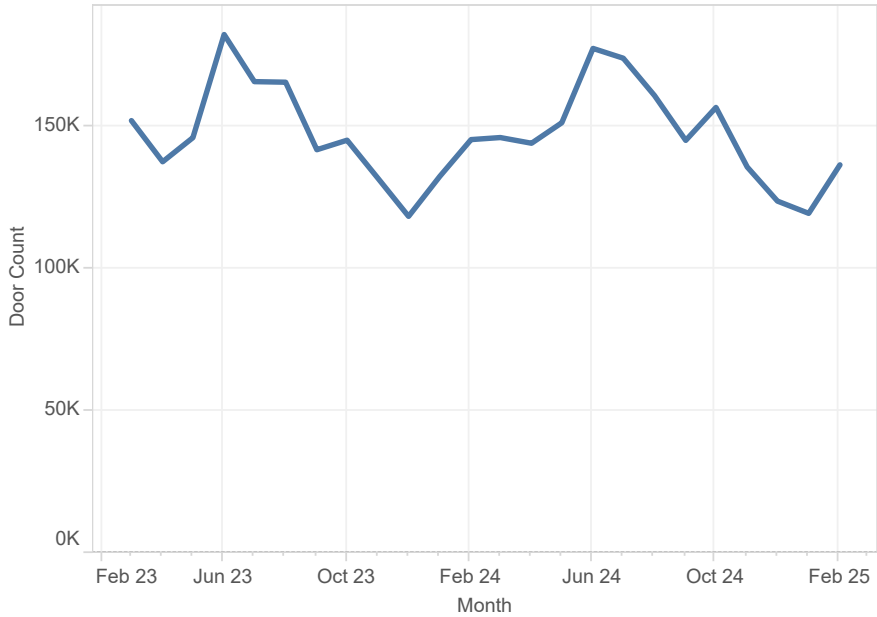
- \* The Portland Library closed for renovations beginning October 1, 2023.
- \* Beginning in July 2024, E-book circulation numbers once again include hoopla circulation per KDLA guidance. The resources included are hoopla circulation and circulation of Overdrive e-books, e-Audiobooks, streaming video, and magazines.
- \* Informational and Directional Requests are being calculated using a one week sample period per quarter. This month's sample period was Q3 2025: 1/13/2025 - 1/19/2025
- \* The Parkland Library opened to the public on February 27, 2025.

# LFPL Summary Statistics, MARCH 2023 - FEBRUARY 2025

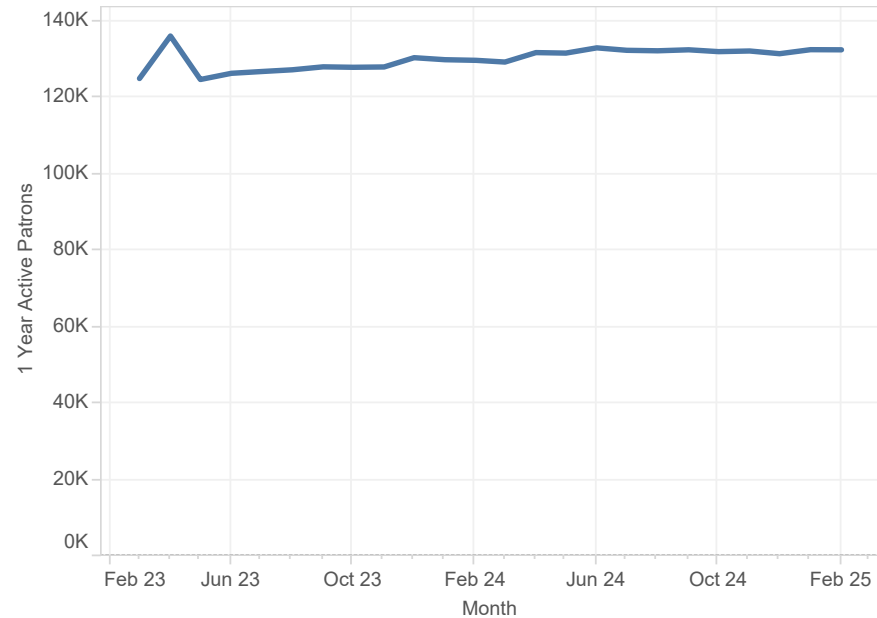
Monthly Active Patrons



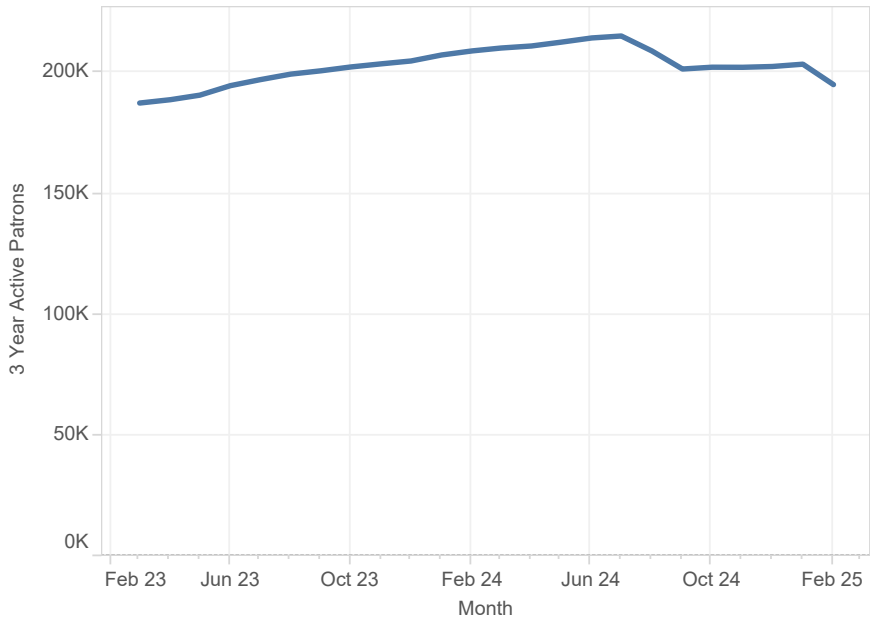
Monthly Door Count



1 Year Active Patrons

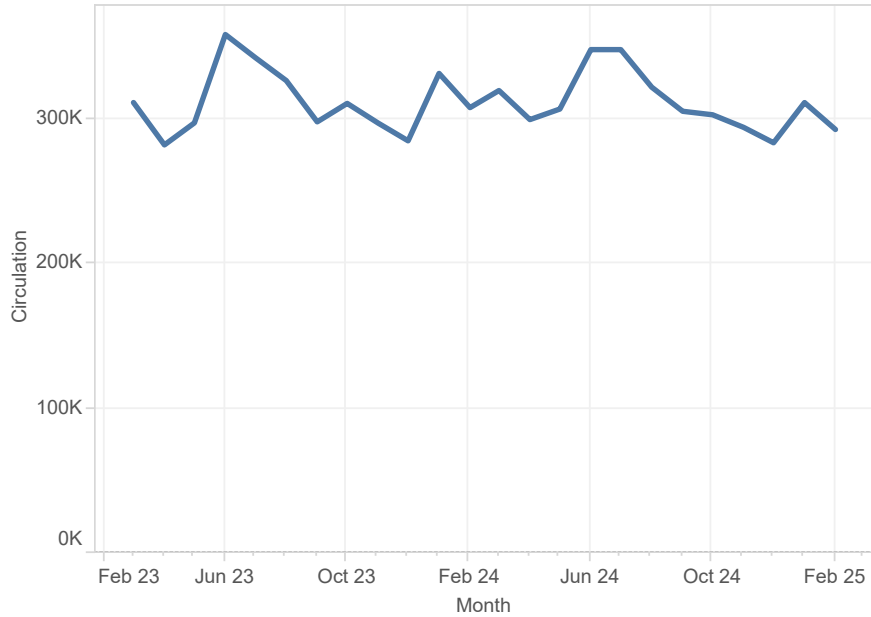


3 Year Active Patrons

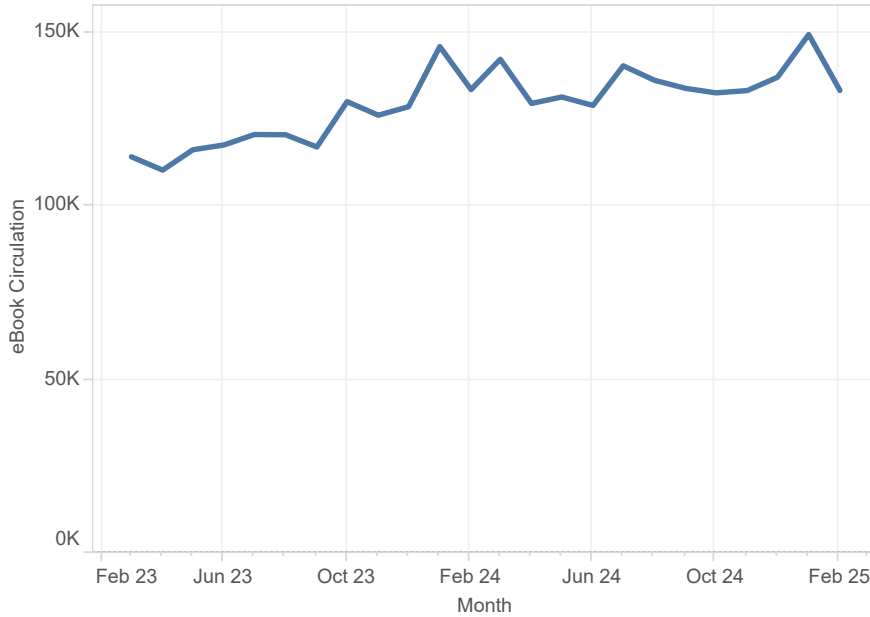


# LFPL Summary Statistics, MARCH 2023 - FEBRUARY 2025

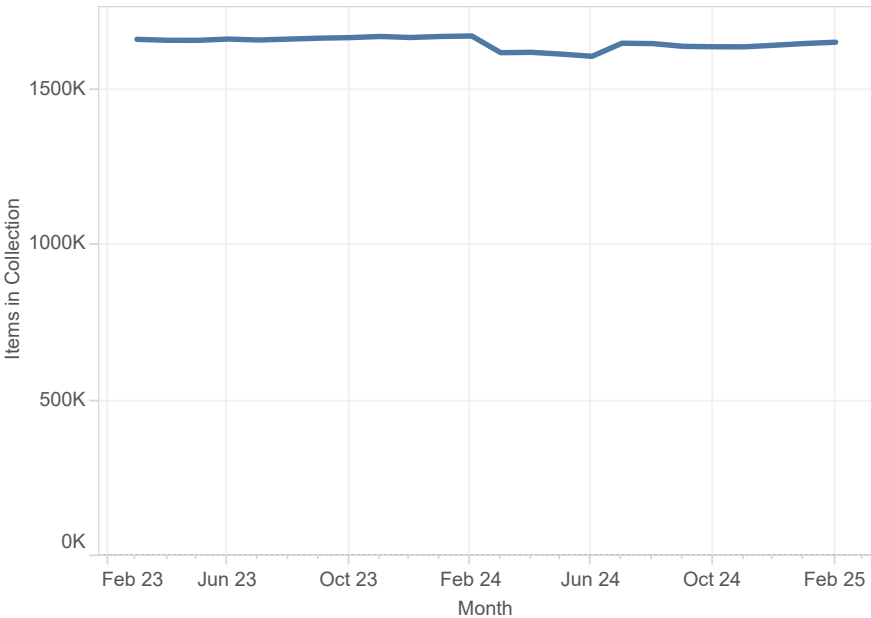
Monthly Circulation



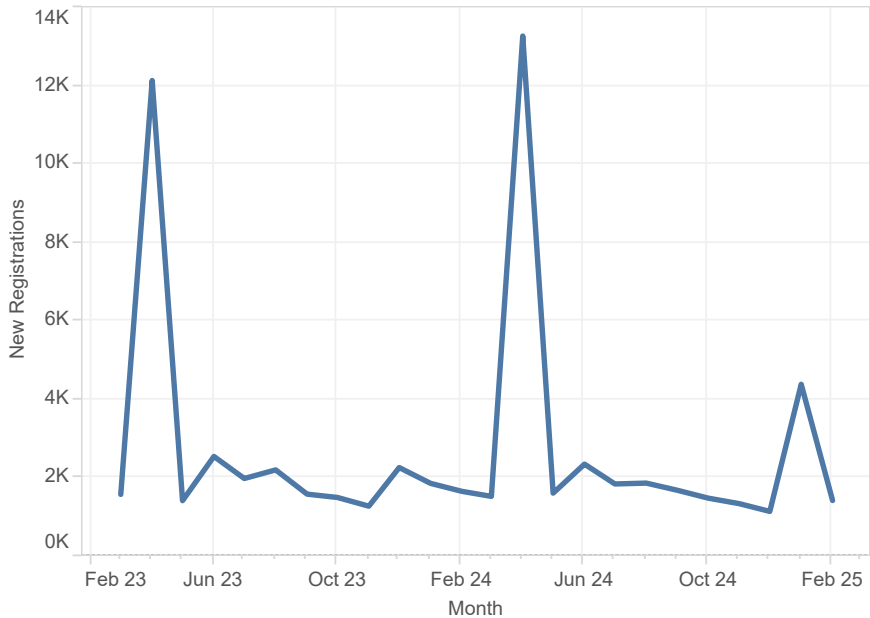
eBook Circulation



Items in Collection



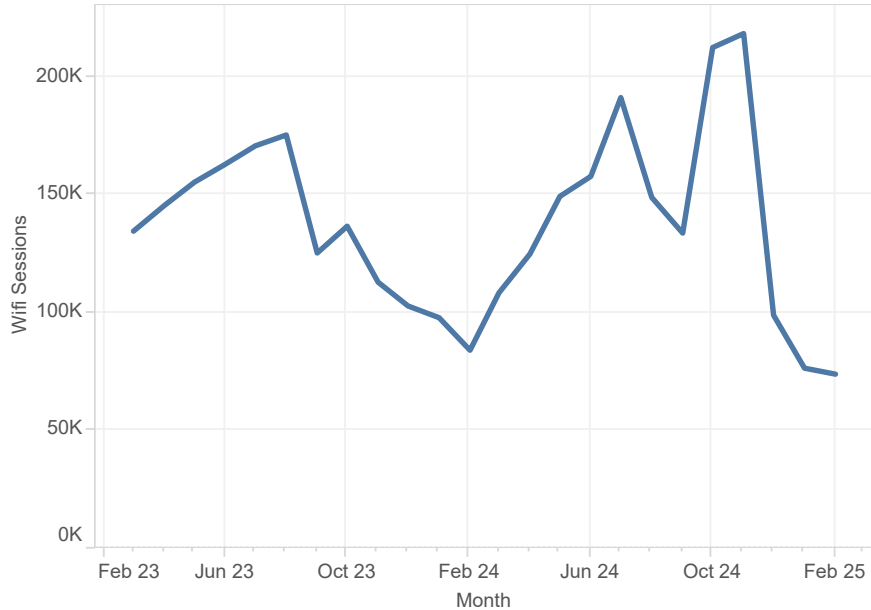
New Registrations



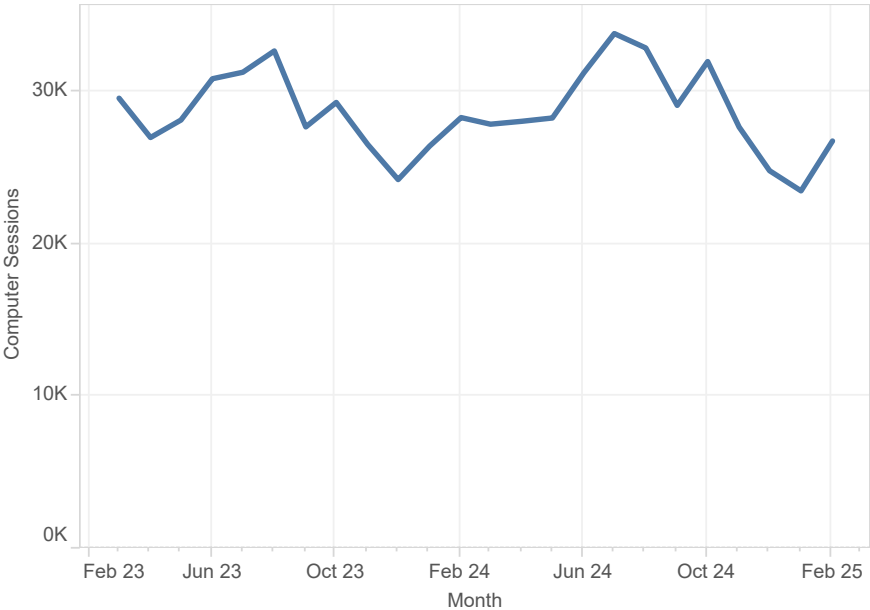


LFPL Summary Statistics, MARCH 2023 - FEBRUARY 2025

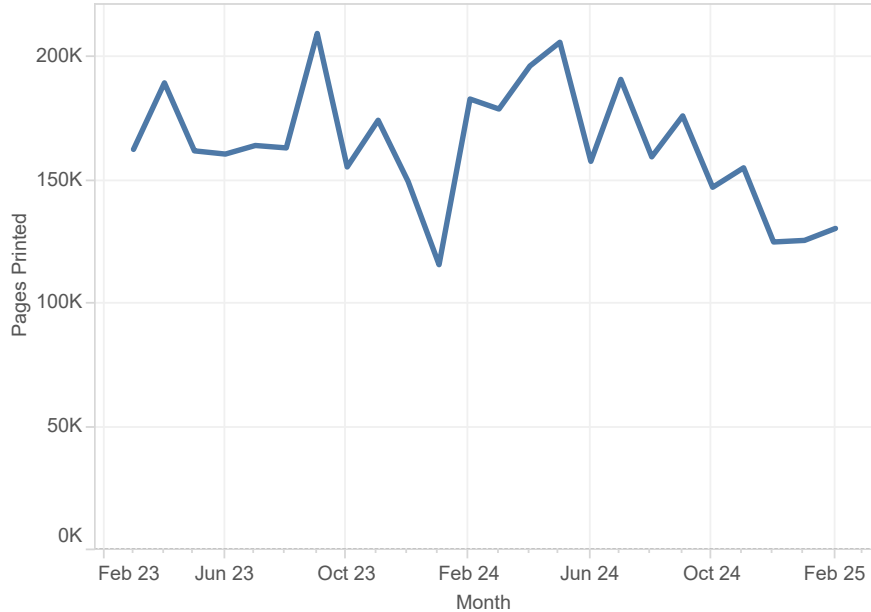
Wifi Sessions



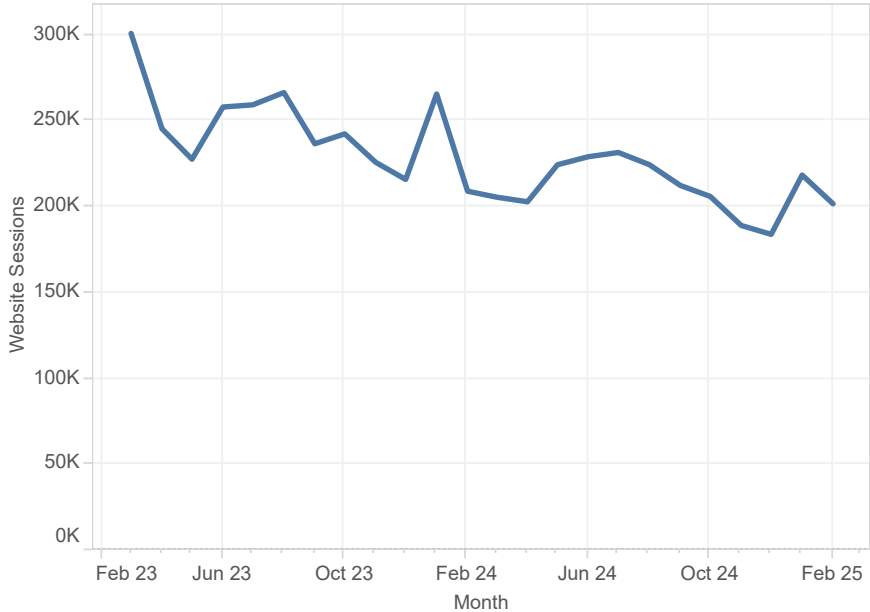
Computer Sessions



Pages Printed



Website Sessions





LOUISVILLE FREE PUBLIC LIBRARY  
LIBRARY ADVISORY COMMISSION

LAC Meeting Agenda  
Tuesday April 15, 2025

I. Quorum and Call to Order

- Approve the meeting minutes if the Tuesday, March 18, 2025 meeting.
- Excuse the absences commissions Nathan Smith and Tiffany Stith from the March 18, 2025 meeting.

II. Planning Report

III. Finance Report

IV. Librarian's Report

V. Chairperson's Report

VI. Old Business

- Review of Funding Request for Books and Materials
- Review of Appointment Memo

VII. New Business

VIII. Adjournment



LOUISVILLE FREE PUBLIC LIBRARY  
LIBRARY ADVISORY COMMISSION

**LAC Meeting Minutes**

March 18, 2025

*[Draft for Approval]*

**I. Quorum and Call to Order**

The regular meeting of the Library Advisory Commission was called to order by Commission chair Anita Riley Hall at 4:33 pm on Tuesday, March 18, 2025. The meeting was held in the Board Room of the Main Library. Secretary Lee Burchfield was present.

Commissioners in attendance were Anita Riley Hall, Brelin Tilford, Charity Garnett, Demiche Sewell, Marcus Walker, and Whitney Soergel.

Absent commissioners were Nathan Smith and Tiffany Stith.

Others present included Library Director Lee Burchfield, Library Foundation Director Chandra Gordan, Library Assistant Director Carrick Arehart, Executive Administrator, Benjamin Tipton, Communications Manager, Paul Burns, and Administrative Assistant Vanessa Fuller.

A motion to approve the meeting minutes of the meeting held on February 18, 2025 was entered by Whitney Soergel, seconded by Marcus Walker, and approved.

A motion to approve the absences of commissioners Carla Robinson and Tiffany Stith from the meeting held on February 18, 2025 was entered by Brelin Tilford, seconded by Whitney Soergel, and approved.

**II. Planning Report**

There was no planning report.

**III. Finance Report**

A meeting of the finance committee will be scheduled for the near future.

**IV. Librarian's Report**

Lee Burchfield submitted a written Librarian's Report. Highlights were received by the committee. The complete report is attached to these minutes.

**V. Chairpersons Report**

There was no Chairperson's report.

**VI. Old Business**

There was no old business.



LOUISVILLE FREE PUBLIC LIBRARY  
LIBRARY ADVISORY COMMISSION

**VII. New Business**

A motion to approve the Northeast Friends of the Library Booksale request for May 17 and May 18 and for September 20 and September 21 was entered by Brelin Tilford, seconded by Whitney Soergel, and approved.

Chandra Gordan presented a funding request to the LAC. Details were received by the committee. The complete funding request is attached to these minutes. The request will be considered by the Finance Committee prior to the next Commission meeting.

**VIII. Adjournment**

There being no other business, the meeting was adjourned at 5:25 pm.



LOUISVILLE FREE PUBLIC LIBRARY  
LIBRARY ADVISORY COMMISSION

**Library Advisory Commission**  
**Special Meeting Minutes**  
**Thursday, April 3**  
*[Draft for Approval]*

**I. Call to Order**

The special meeting of the finance subcommittee of the Library Advisory Commission was called to order by Finance Committee Chair Marcus Walker at 2:11 on Thursday, April 3, 2025. The meeting was held in the Administrative Office of the Main Library. Secretary Lee Burchfield was present.

Commissioners in attendance were Anita Riley Hall and Marcus Walker.

Others present included Library Executive Administrator Benjamin Tipton and Library Administrative Assistant, Vanessa Fuller.

**II. Review of Funding Request for Books and Materials**

Lee Burchfield reviewed the funding request on behalf of The Library Foundation. The Library Foundation prepared a document for the commission. A copy of the full request will be attached to these minutes.

**III. Review of Current Financial Statements**

Lee Burchfield reviewed the Library Advisory Commissions most recent financial statements for the commissioners, highlighting from which accounts the funding request could potentially be filled.

**IV. Review of Historical Financial Statements**

Lee Burchfield reviewed the Library Advisory Commissions Historical Financial Statements for the commissioners.

Commission Chair Anita Riley Hall and Finance Chair Marcus Walker briefly discussed, and approved for Lee Burchfield to draft a motion supporting the Foundation's request to be presented to the full commission at the next regular meeting.

**V. Draft of Appointment Memo**

Commission Chair Anita Riley Hall reviewed the by-laws of The Library Advisory commission and proposed that each subcommittee should meet once a quarter. Mrs. Hall will draft a documentation detailing the current member status of the planning and finance committee, and will present the official appointment memo at the next regular meeting.



LOUISVILLE FREE PUBLIC LIBRARY  
LIBRARY ADVISORY COMMISSION

**VI. Adjourn**

There being no other business, the meeting was adjourned at 2:52 pm.

LOUISVILLE FREE PUBLIC LIBRARY  
MONTHLY REPORT

MARCH 2025

	Mar-25	Mar-24	% of Change From Last Year	12 Month Running Total Current Year	12 Month Running Total Last Year	% of Change From Last Year
Circulation	318,302	319,858	-0.5%	3,733,793	3,758,002	-0.6%
Door Count	154,173	145,883	5.7%	1,777,554	1,758,349	1.1%
New Registration	1,647	1,530	7.6%	34,094	30,921	10.3%
Information Requests	75,395	71,355	5.7%	1,044,279	902,753	15.7%
Program Count	1,040	907	14.7%	10,408	9,829	5.9%
Program Attendance	19,008	16,791	13.2%	189,816	188,484	0.7%
Outreach Visit	100	119	-16.0%	1,783	2,276	-21.7%
Outreach Visit Contacts	4,983	2,538	96.3%	74,473	94,983	-21.6%
Meeting Room Count	482	468	3.0%	5,223	4,775	9.4%
Meeting Room Attendance	6,239	6,309	-1.1%	69,582	63,559	9.5%
Public Computer Usage	30,119	27,862	8.1%	348,159	340,204	2.3%
Patrons active this month	49,302	47,052	4.8%			
1 Year Active Patrons	132,633	128,653	3.1%			
3 Year Active Patrons	188,877	210,127	-10.1%			
Patrons with Library Cards	591,776	559,722	5.7%			
Interlibrary Loans						
Received	58	84	-31.0%			
Sent	73	60	21.7%			

LOUISVILLE FREE PUBLIC LIBRARY  
CIRCULATION SUMMARY

MARCH 2025

	Total Mar-25	Total Mar-24	% of Change From 2024	12 Month Running Total 2025	12 Month Running Total 2024	% of Change From 2024
<b><u>MAIN</u></b>						
Circulation Dept.	9,494	10,557	-10.1%	125,376	133,242	-5.9%
E-Book Circulation	145,522	142,208	2.3%	1,630,869	1,508,117	8.1%
<b><u>MAIN SUB-TOTAL</u></b>	155,016	152,765	1.5%	1,756,245	1,641,359	7.0%
<b><u>BRANCHES</u></b>						
Bon Air	8,963	9,655	-7.2%	111,534	123,389	-9.6%
Crescent Hill	10,733	10,398	3.2%	126,227	130,401	-3.2%
Fairdale	2,515	1,915	31.3%	28,792	27,116	6.2%
Parkland	1,818	0	0.0%	2,013	0	0.0%
Highlands-Shelby Park	9,763	11,051	-11.7%	120,076	130,500	-8.0%
Iroquois	5,982	6,813	-12.2%	77,167	79,778	-3.3%
Jeffersontown	13,439	13,584	-1.1%	159,078	172,142	-7.6%
Middletown	11,772	12,709	-7.4%	148,933	164,773	-9.6%
Newburg	1,279	981	30.4%	12,582	13,474	-6.6%
Northeast	42,024	42,324	-0.7%	508,113	547,152	-7.1%
Portland	0	0	#DIV/0!	0	5,041	-100.0%
Shawnee	1,287	1,400	-8.1%	18,224	18,240	-0.1%
Shively	1,953	2,366	-17.5%	27,939	27,474	1.7%
South Central	13,414	13,885	-3.4%	166,843	182,254	-8.5%
Southwest	10,497	11,043	-4.9%	129,826	140,474	-7.6%
St. Matthews	25,962	25,510	1.8%	308,568	318,026	-3.0%
Western	552	839	-34.2%	7,852	10,588	-25.8%
Adult Bookmobile	1,004	963	4.3%	13,375	13,203	1.3%
Juvenile Bookmobile	329	1,657	-80.1%	10,406	12,618	-17.5%
<b><u>BRANCH SUB-TOTAL</u></b>	163,286	167,093	-2.3%	1,977,548	2,116,643	-6.6%
<b><u>SYSTEM TOTAL</u></b>	318,302	319,858	-0.5%	3,733,793	3,758,002	-0.6%



LOUISVILLE FREE PUBLIC LIBRARY  
CIRCULATION

MARCH 2025

	Adult Circulation		% of Change	12 Month Running Total 2025	12 Month Running Total 2024	% of Change	Juvenile Circulation		% of Change	12 Month Running Total 2025	12 Month Running Total 2024	% of Change
	Mar-25	Mar-24					Mar-25	Mar-24				
<b>MAIN</b>												
Circulation Dept.	6,604	7,075	-6.7%	85,559	85,436	0.1%	2,890	3,482	-17.0%	39,817	47,806	-16.7%
E-Book Circulation	125,205	120,704	3.7%	1,403,589	1,287,803	9.0%	20,317	21,504	-5.5%	227,280	220,314	3.2%
<b><u>MAIN SUB-TOTAL</u></b>	131,809	127,779	3.2%	1,489,148	1,373,239	8.4%	23,207	24,986	-7.1%	267,097	268,120	-0.4%
<b><u>BRANCHES</u></b>												
Bon Air	5,842	6,208	-5.9%	70,842	76,420	-7.3%	3,121	3,447	-9.5%	40,692	46,969	-13.4%
Crescent Hill	5,620	5,741	-2.1%	66,770	69,208	-3.5%	5,113	4,657	9.8%	59,457	61,193	-2.8%
Fairdale	1,415	1,107	27.8%	16,170	15,050	7.4%	1,100	808	36.1%	12,622	12,066	4.6%
Parkland	927	0	0.0%	1,061	0	0.0%	891	0	0.0%	952	0	0.0%
Highlands-Shelby Park	6,526	7,417	-12.0%	80,225	87,451	-8.3%	3,237	3,634	-10.9%	39,851	43,049	-7.4%
Iroquois	3,069	3,442	-10.8%	38,929	39,184	-0.7%	2,913	3,371	-13.6%	38,238	40,594	-5.8%
Jeffersontown	6,932	6,817	1.7%	83,283	87,717	-5.1%	6,507	6,767	-3.8%	75,795	84,425	-10.2%
Middletown	5,418	5,566	-2.7%	64,041	68,807	-6.9%	6,354	7,143	-11.0%	84,892	95,966	-11.5%
Newburg	587	554	6.0%	6,121	6,198	-1.2%	692	427	62.1%	6,461	7,276	-11.2%
Northeast	17,727	17,594	0.8%	207,564	214,186	-3.1%	24,297	24,730	-1.8%	300,549	332,966	-9.7%
Portland	0	0	#DIV/0!	0	2,737	-100.0%	0	0	#DIV/0!	0	2,304	-100.0%
Shawnee	807	852	-5.3%	10,725	10,551	1.6%	480	548	-12.4%	7,499	7,689	-2.5%
Shively	1,237	1,609	-23.1%	18,291	17,419	5.0%	716	757	-5.4%	9,648	10,055	-4.0%
South Central	7,510	7,700	-2.5%	94,066	98,683	-4.7%	5,904	6,185	-4.5%	72,777	83,571	-12.9%
Southwest	5,762	5,711	0.9%	68,727	72,485	-5.2%	4,735	5,332	-11.2%	61,099	67,989	-10.1%
St. Matthews	14,115	13,246	6.6%	165,644	164,573	0.7%	11,847	12,264	-3.4%	142,924	153,453	-6.9%
Western	393	481	-18.3%	5,029	6,000	-16.2%	159	358	-55.6%	2,823	4,588	-38.5%
Adult Outreach Vehicle	951	947	0.4%	13,179	13,027	1.2%	53	16	231.3%	196	176	11.4%
Juvenile Bookmobile	34	76	-55.3%	707	1,096	-35.5%	295	1,581	-81.3%	9,699	11,522	-15.8%
<b><u>BRANCH SUB-TOTAL</u></b>	84,872	85,068	-0.2%	1,011,374	1,050,792	-3.8%	78,414	82,025	-4.4%	966,174	1,065,851	-9.4%
<b><u>SYSTEM TOTAL</u></b>	216,681	212,847	1.8%	2,500,522	2,424,031	3.2%	101,621	107,011	-5.0%	1,233,271	1,333,971	-7.5%

LOUISVILLE FREE PUBLIC LIBRARY  
DOOR COUNT

MARCH 2025

	Mar-25	Mar-24	% of Change	12 Month Running Total 2025	12 Month Running Total 2024	% of Change
<b><u>MAIN</u></b>						
Main Library	27,962	25,888	8.0%	316,127	291,144	8.6%
<b><u>BRANCHES</u></b>						
Bon Air	6,491	6,683	-2.9%	78,310	82,058	-4.6%
Crescent Hill	6,005	5,809	3.4%	69,699	68,306	2.0%
Fairdale	2,733	2,030	34.6%	23,895	23,718	0.7%
Parkland	4,779	0	0.0%	8,540	0	0.0%
Highlands-Shelby Park	8,303	10,171	-18.4%	101,061	107,072	-5.6%
Iroquois	6,186	5,769	7.2%	70,830	68,055	4.1%
Jeffersontown	8,762	7,948	10.2%	99,395	98,407	1.0%
Middletown	7,229	6,808	6.2%	83,183	83,615	-0.5%
Newburg	4,743	4,970	-4.6%	56,774	56,349	0.8%
Northeast	18,623	17,966	3.7%	225,179	235,898	-4.5%
Portland	0	0	#DIV/0!	0	11,540	-100.0%
Shawnee	6,312	5,290	19.3%	84,740	83,204	1.8%
Shively	5,952	5,876	1.3%	71,491	66,421	7.6%
South Central	13,030	12,983	0.4%	150,788	145,980	3.3%
Southwest	10,013	10,368	-3.4%	125,059	120,536	3.8%
St. Matthews	14,217	13,577	4.7%	166,100	162,772	2.0%
Western	2,633	2,600	1.3%	35,874	36,966	-3.0%
Juvenile Bookmobile	200	1,147	-82.6%	10,509	16,308	-35.6%
<b><u>BRANCH SUB-TOTAL</u></b>	126,211	119,995	5.2%	1,461,427	1,467,205	-0.4%
<b><u>SYSTEM TOTAL</u></b>	154,173	145,883	5.7%	1,777,554	1,758,349	1.1%

LOUISVILLE FREE PUBLIC LIBRARY  
COMPUTER USAGE

MARCH 2025

	Mar-25	Mar-24	% of Change	12 Month Running Total 2025	12 Month Running Total 2024	% of Change
<b><u>MAIN</u></b>						
Main Library	6,956	6,744	3.1%	81,578	76,490	6.7%
<b><u>BRANCHES</u></b>						
Bon Air	1,377	1,510	-8.8%	17,364	18,138	-4.3%
Crescent Hill	506	692	-26.9%	7,105	7,111	-0.1%
Fairdale	459	464	-1.1%	5,164	5,533	-6.7%
Parkland	864	0	0.0%	930	0	0.0%
Highlands-Shelby Park	1,181	1,414	-16.5%	14,365	15,584	-7.8%
Iroquois	1,633	1,532	6.6%	18,611	18,080	2.9%
Jeffersontown	1,016	1,010	0.6%	11,164	11,418	-2.2%
Middletown	869	853	1.9%	9,638	8,748	10.2%
Newburg	1,461	1,208	20.9%	17,397	16,622	4.7%
Northeast	1,584	1,387	14.2%	17,728	16,941	4.6%
Portland	0	0	#DIV/0!	0	3,272	-100.0%
Shawnee	1,708	1,654	3.3%	25,525	27,606	-7.5%
Shively	2,112	1,912	10.5%	23,799	22,093	7.7%
South Central	2,934	2,752	6.6%	35,129	34,159	2.8%
Southwest	2,611	2,033	28.4%	27,559	23,609	16.7%
St. Matthews	1,829	1,837	-0.4%	21,415	20,988	2.0%
Western	1,019	860	18.5%	13,688	13,812	-0.9%
<b><u>BRANCH SUB-TOTAL</u></b>	23,163	21,118	9.7%	266,581	263,714	1.1%
<b><u>SYSTEM TOTAL</u></b>	30,119	27,862	8.1%	348,159	340,204	2.3%

LOUISVILLE FREE PUBLIC LIBRARY  
REGISTRATIONS

MARCH 2025

	Mar-25	Mar-24	% of Change	12 Month Running Total 2025	12 Month Running Total 2024	% of Change
<b><u>MAIN</u></b>						
Main Combined	246	192	28.1%	17,323	13,123	32.0%
<b><u>BRANCHES</u></b>						
Bon Air	51	61	-16.4%	779	852	-8.6%
Crescent Hill	58	65	-10.8%	850	844	0.7%
Fairdale	30	27	11.1%	365	401	-9.0%
Parkland	112	0	0.0%	129	4	3125.0%
Highlands-Shelby Park	66	77	-14.3%	948	1,215	-22.0%
Iroquois	63	54	16.7%	739	754	-2.0%
Jeffersontown	140	103	35.9%	1,593	1,658	-3.9%
Middletown	110	146	-24.7%	1,496	1,540	-2.9%
Newburg	41	34	20.6%	401	406	-1.2%
Northeast	209	215	-2.8%	2,682	2,992	-10.4%
Portland	1	0	#DIV/0!	41	123	-66.7%
Shawnee	23	20	15.0%	388	407	-4.7%
Shively	30	54	-44.4%	587	617	-4.9%
South Central	174	159	9.4%	2,013	2,058	-2.2%
Southwest	93	144	-35.4%	1,407	1,453	-3.2%
St. Matthews	143	143	0.0%	1,844	1,931	-4.5%
Western	24	18	33.3%	214	278	-23.0%
Adult Outreach Vehicle	14	15	-6.7%	219	224	-2.2%
Juvenile Bookmobile	19	3	533.3%	76	41	85.4%
<b><u>BRANCH SUB-TOTAL</u></b>	1,401	1,338	4.7%	16,771	17,798	-5.8%
<b><u>SYSTEM TOTAL</u></b>	1,647	1,530	7.6%	34,094	30,921	10.3%

LOUISVILLE FREE PUBLIC LIBRARY  
INFORMATION REQUESTS

MARCH 2025

	Monthly Directional Requests		12 Month Running Total	12 Month Running Total	% of Change	Monthly Informational Requests		12 Month Running Total	12 Month Running Total	% of Change	Total Requests Month	Total Requests Month	% Change
	Mar-25	Mar-24	2025	2024		Mar-25	Mar-24	2025	2024		Mar-25	Mar-24	
<b>MAIN</b>													
Children's Dept.	868	992	10,824	9,594	12.8%	2,201	2,077	23,954	24,046	-0.4%	3,069	3,069	0.0%
Circ & Info Services	3,193	4,030	65,696	50,253	30.7%	7,192	9,114	132,803	102,517	29.5%	10,385	13,144	-21.0%
Just Ask	0	0	0	182	-100.0%	0	0	0	1,096	-100.0%	0	0	#DIV/0!
<b>MAIN SUB-TOTAL</b>	4,061	5,022	76,520	60,029	27.5%	9,393	11,191	156,757	127,659	22.8%	13,454	16,213	-17.0%
<b>BRANCHES</b>													
Bon Air	868	899	10,456	12,042	-13.2%	3,286	3,379	45,870	42,713	7.4%	4,154	4,278	-2.9%
Crescent Hill	1,178	651	10,372	8,881	16.8%	2,976	1,953	30,488	24,710	23.4%	4,154	2,604	59.5%
Fairdale	248	186	3,855	2,429	58.7%	1,519	868	18,448	10,890	69.4%	1,767	1,054	67.6%
Parkland	0	0	0	0	0.0%	0	0	0	0	0.0%	0	0	0.0%
Highlands-Shelby Park	589	310	7,527	4,267	76.4%	1,209	1,364	19,724	20,702	-4.7%	1,798	1,674	7.4%
Iroquois	496	403	6,795	8,360	-18.7%	2,759	2,759	36,503	28,008	30.3%	3,255	3,162	2.9%
Jeffersontown	341	341	4,954	6,368	-22.2%	2,635	2,604	37,277	37,690	-1.1%	2,976	2,945	1.1%
Middletown	651	620	9,164	10,690	-14.3%	2,139	2,449	29,354	31,081	-5.6%	2,790	3,069	-9.1%
Newburg	527	248	4,493	2,887	55.6%	1,395	1,054	11,837	11,485	3.1%	1,922	1,302	47.6%
Northeast	3,565	4,247	54,346	51,991	4.5%	7,936	6,975	112,113	95,466	17.4%	11,501	11,222	2.5%
Portland	0	0	0	2,289	-100.0%	0	0	0	3,777	-100.0%	0	0	#DIV/0!
Shawnee	1,271	1,643	15,524	23,560	-34.1%	1,519	1,736	19,189	16,482	16.4%	2,790	3,379	-17.4%
Shively	124	1,240	11,368	10,180	11.7%	899	2,170	20,084	23,665	-15.1%	1,023	3,410	-70.0%
South Central	1,953	899	20,191	12,203	65.5%	6,293	4,743	77,971	63,754	22.3%	8,246	5,642	46.2%
Southwest	1,736	1,240	20,107	14,646	37.3%	5,921	3,379	62,118	39,405	57.6%	7,657	4,619	65.8%
St. Matthews	1,271	1,581	18,449	16,973	8.7%	3,844	3,782	47,471	46,353	2.4%	5,115	5,363	-4.6%
Western	434	217	6,143	5,104	20.4%	1,643	837	20,282	20,811	-2.5%	2,077	1,054	97.1%
Adult Bookmobile	0	0	92	8	1050.0%	530	365	5,833	5,195	12.3%	530	365	45.2%
Juvenile Bookmobile	31	0	2,300	0	0.0%	155	0	10,304	0	0.0%	186	0	0.0%
<b>BRANCH SUB-TOTAL</b>	15,283	14,725	206,136	192,878	6.9%	46,658	40,417	604,866	522,187	15.8%	61,941	55,142	12.3%
<b>SYSTEM TOTAL</b>	19,344	19,747	282,656	252,907	11.8%	56,051	51,608	761,623	649,846	17.2%	75,395	71,355	5.7%

LOUISVILLE FREE PUBLIC LIBRARY  
MEETING ROOM USAGE

MARCH 2025

	Meetings Held Mar-25	Mar-24	12 Month Running Total 2025	12 Month Running Total 2024	% of Change	Meeting Attendance Mar-25	Mar-24	12 Month Running Total 2025	12 Month Running Total 2024	% of Change
<b><u>MAIN</u></b>										
Main Library	67	77	827	658	25.7%	1,439	1,175	13,497	11,532	17.0%
<b><u>BRANCHES</u></b>										
Bon Air	25	20	226	178	27.0%	345	237	3,295	2,188	50.6%
Crescent Hill	22	19	251	178	41.0%	208	214	2,807	2,117	32.6%
Fairdale	12	12	79	74	6.8%	50	80	377	492	-23.4%
Parkland	4	0	4	0	0.0%	45	0	45	0	0.0%
Highlands-Shelby Park	16	12	156	128	21.9%	219	101	1,929	1,375	40.3%
Iroquois	12	14	161	163	-1.2%	141	158	1,919	1,925	-0.3%
Jeffersontown	17	10	183	120	52.5%	178	121	1,967	1,301	51.2%
Middletown	10	23	141	207	-31.9%	97	162	1,318	1,820	-27.6%
Newburg	1	0	111	55	101.8%	10	0	892	578	54.3%
Northeast	71	65	729	851	-14.3%	574	696	6,829	8,561	-20.2%
Portland	0	0	0	15	-100.0%	0	0	0	336	-100.0%
Shawnee	23	19	202	156	29.5%	434	301	3,138	2,010	56.1%
Shively (no mtg room)	0	0	0	1	-100.0%	0	0	0	3	-100.0%
South Central	68	79	845	700	20.7%	1,074	1,404	13,671	12,672	7.9%
Southwest	55	54	612	605	1.2%	718	1,037	11,519	9,733	18.3%
St. Matthews	68	61	648	627	3.3%	512	563	5,660	5,958	-5.0%
Western	11	3	48	59	-18.6%	195	60	719	958	-24.9%
<b><u>BRANCH SUB-TOTAL</u></b>	415	391	4,396	4,117	6.8%	4,800	5,134	56,085	52,027	7.8%
<b><u>SYSTEM TOTAL</u></b>	482	468	5,223	4,775	9.4%	6,239	6,309	69,582	63,559	9.5%

# LOUISVILLE FREE PUBLIC LIBRARY PROGRAM COUNT

MARCH 2025

	Adult Programs Count		12 Month	12 Month	% Change	Juvenile Programs Count		12 Month	12 Month	% of Change	Total	Total	% Change
	Mar-25	Mar-24	Running Total 2025	Running Total 2024		Mar-25	Mar-24	Running Total 2025	Running Total 2024		Programs Mar-25	Programs Mar-24	
<b><u>MAIN</u></b>													
Main Library	39	21	326	206	58.3%	141	122	1,250	1,097	13.9%	180	143	25.9%
Virtual Programs	0	0	0	0	0.0%	0	0	0	0	0.0%	0	0	0.0%
<b><u>BRANCHES</u></b>													
Bon Air	14	16	133	173	-23.1%	12	18	130	134	-3.0%	26	34	-23.5%
Crescent Hill	14	16	136	102	33.3%	24	20	246	263	-6.5%	38	36	5.6%
Fairdale	10	8	93	111	-16.2%	21	18	251	281	-10.7%	31	26	19.2%
Parkland	21	0	21	0	0.0%	38	0	38	0	0.0%	59	0	0.0%
Highlands-Shelby Park	8	8	85	69	23.2%	48	34	518	499	3.8%	56	42	33.3%
Iroquois	17	5	199	176	13.1%	41	45	468	454	3.1%	58	50	16.0%
Jeffersontown	15	9	60	76	-21.1%	44	25	358	289	23.9%	59	34	73.5%
Middletown	5	2	60	56	7.1%	20	20	224	237	-5.5%	25	22	13.6%
Newburg	0	0	8	14	-42.9%	7	9	211	208	1.4%	7	9	-22.2%
Northeast	38	37	445	388	14.7%	144	90	1,040	951	9.4%	182	127	43.3%
Portland	0	0	0	20	-100.0%	0	0	0	60	-100.0%	0	0	#DIV/0!
Shawnee	7	3	41	36	13.9%	31	22	274	174	57.5%	38	25	52.0%
Shively	15	13	110	98	12.2%	23	28	254	210	21.0%	38	41	-7.3%
South Central	40	27	415	429	-3.3%	24	55	566	565	0.2%	64	82	-22.0%
Southwest	21	19	246	219	12.3%	60	51	616	675	-8.7%	81	70	15.7%
St. Matthews	22	20	248	191	29.8%	46	47	556	301	84.7%	68	67	1.5%
Western	2	12	88	194	-54.6%	9	12	149	186	-19.9%	11	24	-54.2%
Young Adult Outpost	0	0	0	0	0.0%	0	0	0	0	0.0%	0	0	0.0%
Adult Bookmobile	0	0	1	10	-90.0%	0	0	0	0	0.0%	0	0	0.0%
Juvenile Bookmobile	0	0	0	0	0.0%	19	75	544	677	-19.6%	19	75	-74.7%
<b><u>BRANCH SUB-TOTAL</u></b>	249	195	2,389	2,362	1.1%	611	569	6,443	6,164	4.5%	860	764	12.6%
<b><u>SYSTEM TOTAL</u></b>	288	216	2,715	2,568	5.7%	752	691	7,693	7,261	5.9%	1,040	907	14.7%

LOUISVILLE FREE PUBLIC LIBRARY  
PROGRAMS ATTENDANCE

MARCH 2025

	Adult Programs Attend.		12 Month	12 Month	%	Juvenile Programs Attend.		12 Month	12 Month	%	Total	Total	%
	Mar-25	Mar-24	Running Total	Running Total	Change	Mar-25	Mar-24	Running Total	Running Total	Change	Prog. Att.	Prog. Att.	Change
			2025	2024				2025	2024		Mar-25	Mar-24	
<b>MAIN</b>													
Main Library	800	338	7,647	6,210	23.1%	2,519	2,138	17,317	19,870	-12.8%	3,319	2,476	34.0%
Virtual Programs	0	0	0	0	0.0%	0	0	49	0	0.0%	0	0	0.0%
<b>BRANCHES</b>													
Bon Air	123	111	682	1,485	-54.1%	55	155	1,036	1,008	2.8%	178	266	-33.1%
Crescent Hill	168	198	1,921	1,166	64.8%	750	526	6,062	6,056	0.1%	918	724	26.8%
Fairdale	76	36	489	474	3.2%	588	207	4,422	5,081	-13.0%	664	243	173.3%
Parkland	100	0	100	0	0.0%	201	0	201	0	0.0%	301	0	0.0%
Highlands-Shelby Park	124	134	866	983	-11.9%	635	476	6,104	7,451	-18.1%	759	610	24.4%
Iroquois	403	17	1,696	477	255.6%	719	798	10,157	9,223	10.1%	1,122	815	37.7%
Jeffersontown	155	83	413	675	-38.8%	989	763	7,822	8,825	-11.4%	1,144	846	35.2%
Middletown	79	11	355	255	39.2%	676	603	6,271	5,444	15.2%	755	614	23.0%
Newburg	0	0	27	101	-73.3%	41	94	2,230	2,213	0.8%	41	94	-56.4%
Northeast	566	503	5,593	4,866	14.9%	3,945	2,466	31,395	30,118	4.2%	4,511	2,969	51.9%
Portland	0	0	66	66	-100.0%	0	0	0	641	-100.0%	0	0	#DIV/0!
Shawnee	37	28	209	373	-44.0%	303	288	4,042	2,305	75.4%	340	316	7.6%
Shively	78	60	345	531	-35.0%	216	262	2,447	2,354	4.0%	294	322	-8.7%
South Central	353	646	3,057	3,550	-13.9%	454	1,092	10,938	12,704	-13.9%	807	1,738	-53.6%
Southwest	288	452	3,066	2,967	3.3%	1,282	936	15,156	17,116	-11.5%	1,570	1,388	13.1%
St. Matthews	294	183	3,122	2,481	25.8%	1,548	1,562	18,107	12,355	46.6%	1,842	1,745	5.6%
Western	61	171	1,830	3,048	-40.0%	88	111	1,371	1,417	-3.2%	149	282	-47.2%
Young Adult Outpost	0	0	0	0	0.0%	0	0	0	0	0.0%	0	0	0.0%
Adult Bookmobile	0	0	3,961	72	5401.4%	0	0	0	0	0.0%	0	0	0.0%
Juvenile Bookmobile	0	0	0	0	0.0%	294	1,343	9,310	14,523	-35.9%	294	1,343	-78.1%
<b>BRANCH SUB-TOTAL</b>	2,905	2,633	27,732	23,570	17.7%	12,784	11,682	137,071	138,834	-1.3%	15,689	14,315	9.6%
<b>SYSTEM TOTAL</b>	3,705	2,971	35,379	29,780	18.8%	15,303	13,820	154,437	158,704	-2.7%	19,008	16,791	13.2%



LOUISVILLE FREE PUBLIC LIBRARY  
MONTHLY PROGRAMS

MARCH 2025

	Adult	Infant/Toddler/ Preschool	Elementary School	Young Adult (age 12 and older)	Programs Directed at Multiple Age Levels	Adult Programs Total	Juvenile Programs Total	Adult Outreach Visits	Juvenile & Teen Outreach Visits	Outreach Visits Total
Main Library	39	14	0	13	114	39	141	3	28	31
Virtual Programs	0	0	0	0	0	0	0	0	0	0
Bon Air	14	0	0	5	7	14	12	0	0	0
Crescent Hill	14	13	0	0	11	14	24	0	0	0
Fairdale	10	1	1	5	14	10	21	0	6	6
Parkland	21	10	0	8	20	21	38	1	0	1
Highlands-Shelby Park	8	4	4	19	21	8	48	2	0	2
Iroquois	17	19	2	10	10	17	41	4	0	4
Jeffersontown	15	10	1	1	32	15	44	1	1	2
Middletown	5	12	0	4	4	5	20	1	0	1
Newburg	0	2	1	1	3	0	7	1	1	2
Northeast	38	16	13	10	105	38	144	3	0	3
Portland	0	0	0	0	0	0	0	0	0	0
Shawnee	7	4	0	10	17	7	31	2	0	2
Shively	15	0	0	4	19	15	23	1	1	2
South Central	40	11	3	3	7	40	24	0	0	0
Southwest	21	12	1	6	41	21	60	4	4	8
St. Matthews	22	13	0	0	33	22	46	3	0	3
Western	2	2	0	0	7	2	9	0	0	0
Adult Bookmobile	0	0	0	0	0	0	0	33	0	33
Juvenile Bookmobile	0	0	0	0	19	0	19	0	0	0
BRANCH SUB TOTAL	249	129	26	86	370	249	611	56	13	69
SYSTEM TOTAL	288	143	26	99	484	288	752	59	41	100

LOUISVILLE FREE PUBLIC LIBRARY  
MONTHLY PROGRAM ATTENDANCE

MARCH 2025

	Adult	Infant/Toddler/ Preschool	Elementary School	Young Adult (age 12 and older)	Programs Directed at Multiple Age Levels	Adult Programs Total	Juvenile Programs Total	Adult Outreach Visit Contacts	Juvenile & Teen Outreach Visit Contacts	Outreach Visit Contacts Total
Main Library	800	160	0	126	2,233	800	2,519	64	243	307
Virtual Programs	0	0	0	0	0	0	0	0	0	0
Bon Air	123	0	0	0	55	123	55	0	0	0
Crescent Hill	168	227	0	0	523	168	750	0	0	0
Fairdale	76	18	41	18	511	76	588	0	122	122
Parkland	100	64	0	6	131	100	201	0	0	0
Highlands-Shelby Park	124	77	40	132	386	124	635	3,020	0	3,020
Iroquois	403	513	24	41	141	403	719	371	0	371
Jeffersontown	155	316	7	0	666	155	989	15	175	190
Middletown	79	345	0	35	296	79	676	14	0	14
Newburg	0	12	0	4	25	0	41	50	30	80
Northeast	566	749	60	122	3,014	566	3,945	23	0	23
Portland	0	0	0	0	0	0	0	0	0	0
Shawnee	37	6	0	43	254	37	303	2	0	2
Shively	78	0	0	21	195	78	216	25	58	83
South Central	353	195	34	19	206	353	454	0	0	0
Southwest	288	451	21	27	783	288	1,282	14	166	180
St. Matthews	294	724	0	0	824	294	1,548	21	0	21
Western	61	39	0	0	49	61	88	0	0	0
Adult Bookmobile	0	0	0	0	0	0	0	570	0	570
Juvenile Bookmobile	0	0	0	0	294	0	294	0	0	0
BRANCH SUB TOTAL	2,905	3,736	227	468	8,353	2,905	12,784	4,125	551	4,676
SYSTEM TOTAL	3,705	3,896	227	594	10,586	3,705	15,303	4,189	794	4,983

LOUISVILLE FREE PUBLIC LIBRARY  
STATISTICAL NOTES

MARCH 2025

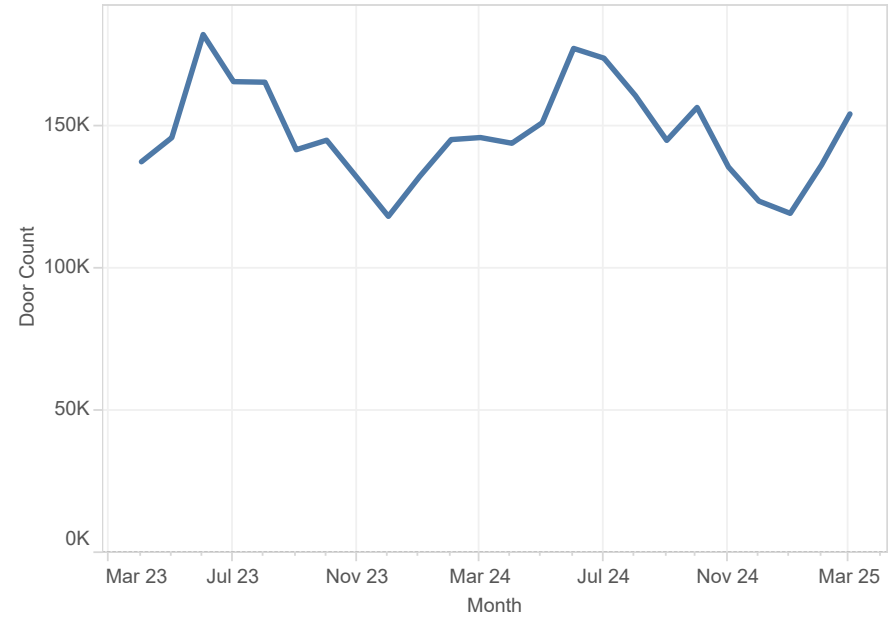
- \* The Portland Library closed for renovations beginning October 1, 2023.
- \* Beginning in July 2024, E-book circulation numbers once again include hoopla circulation per KDLA guidance. The resources included are hoopla circulation and circulation of Overdrive e-books, e-Audiobooks, streaming video, and magazines.
- \* Informational and Directional Requests are being calculated using a one week sample period per quarter. This month's sample period was Q3 2025: 1/13/2025 - 1/19/2025
- \* The Parkland Library opened to the public on February 27, 2025.

## LFPL Summary Statistics, APRIL 2023 - MARCH 2025

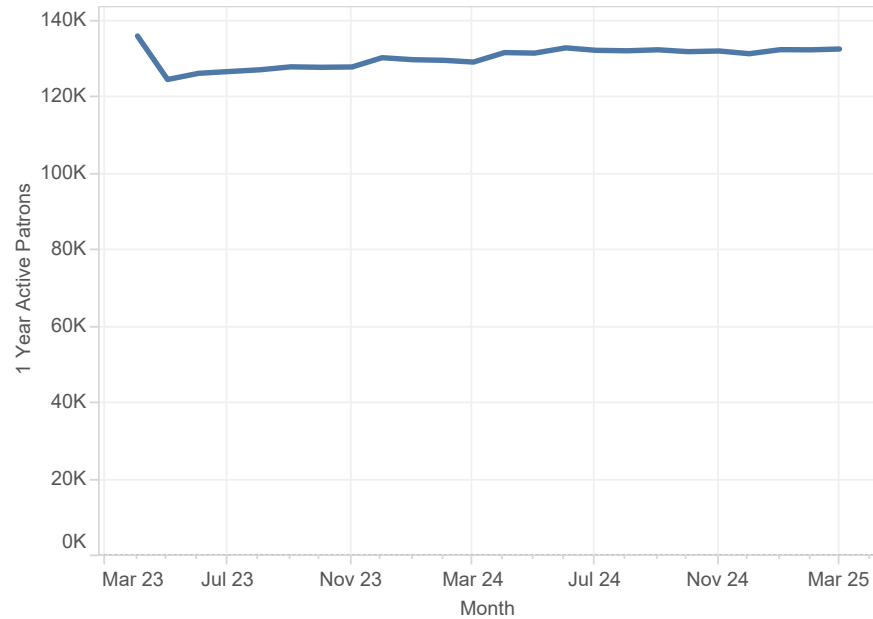
### Monthly Active Patrons



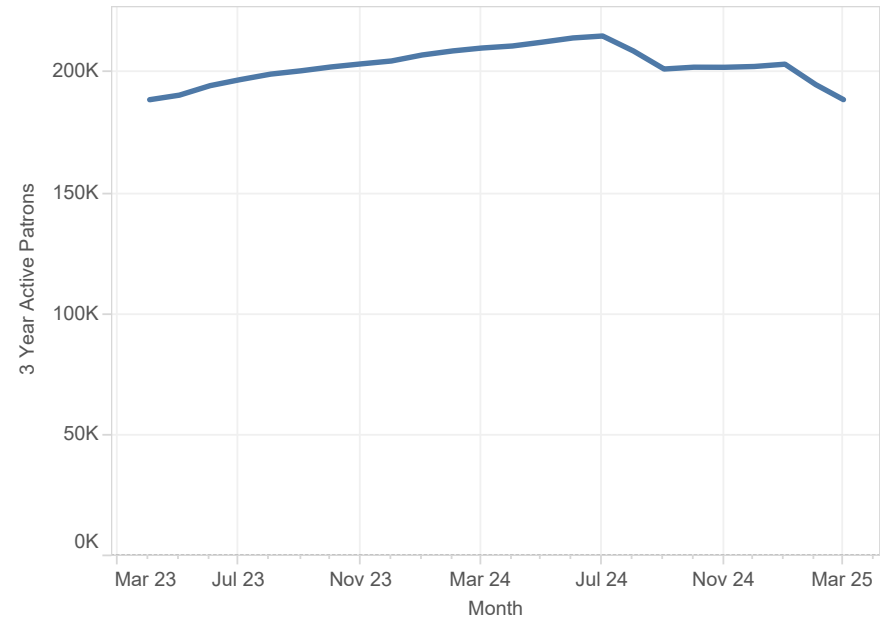
### Monthly Door Count



### 1 Year Active Patrons

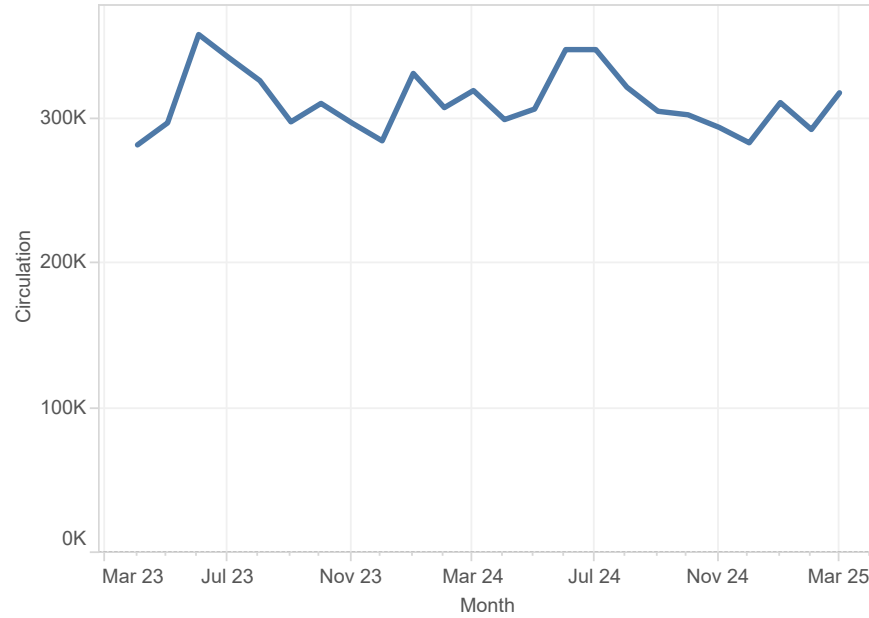


### 3 Year Active Patrons

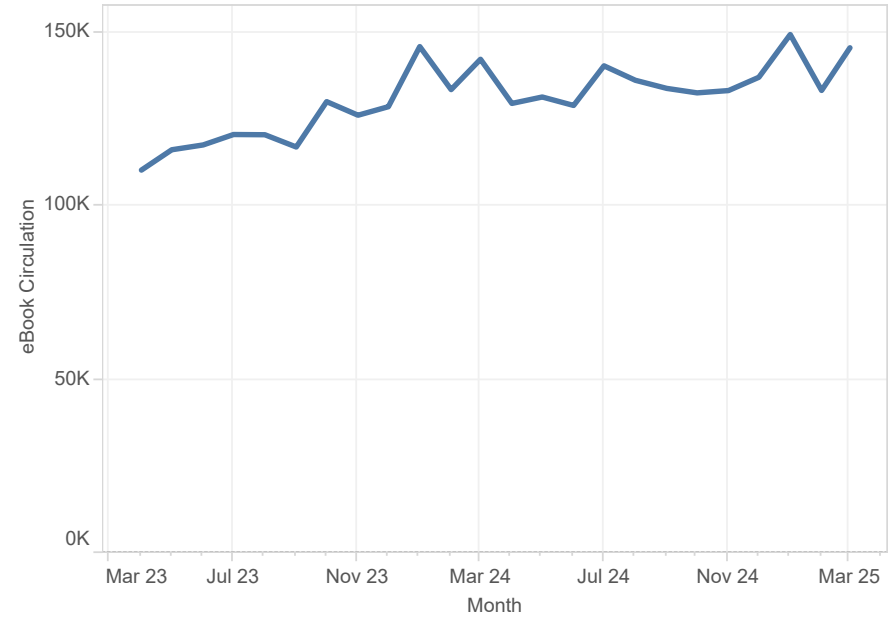


## LFPL Summary Statistics, APRIL 2023 - MARCH 2025

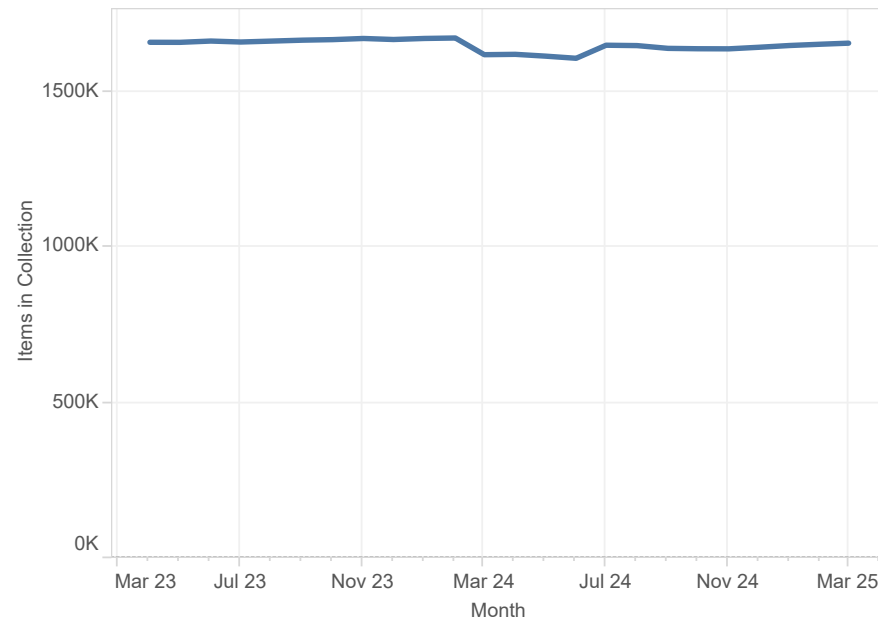
### Monthly Circulation



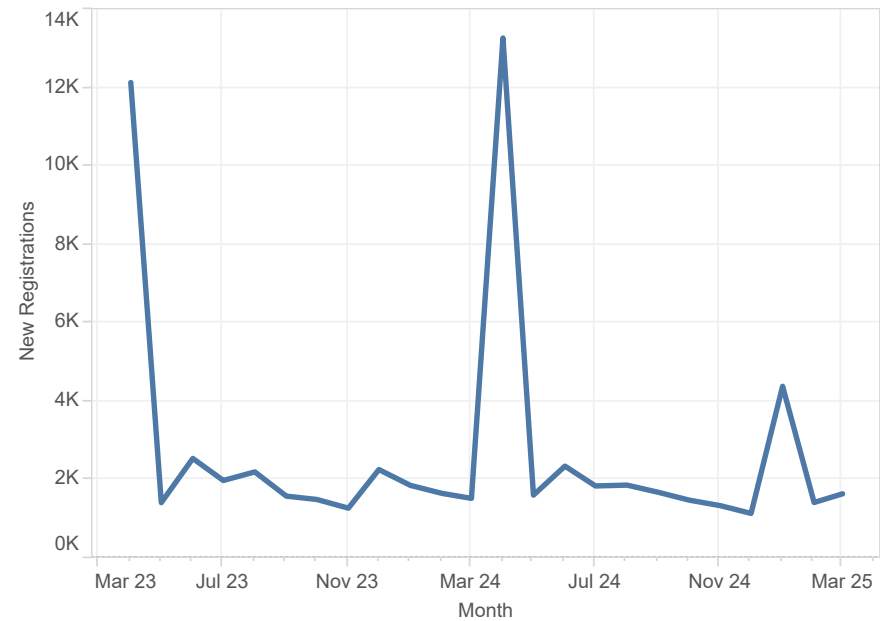
### eBook Circulation



### Items in Collection

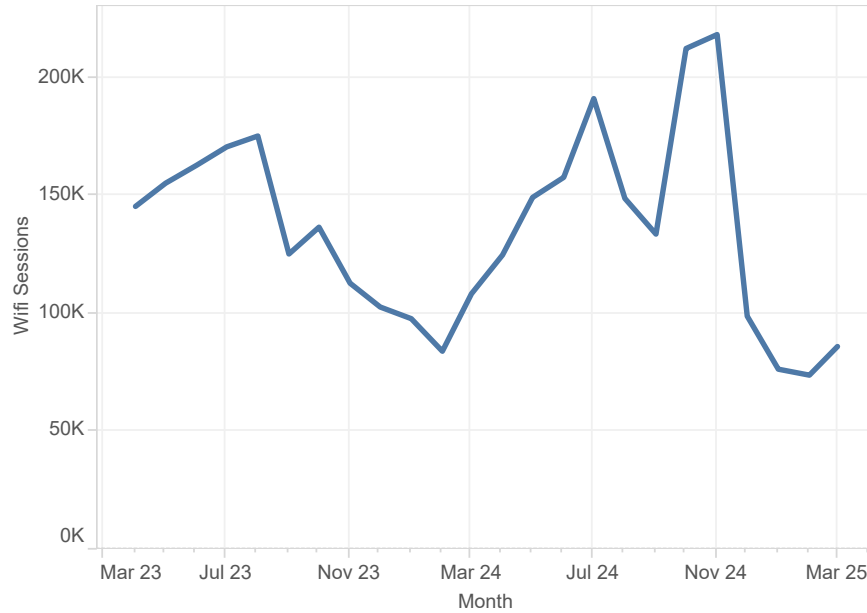


### New Registrations

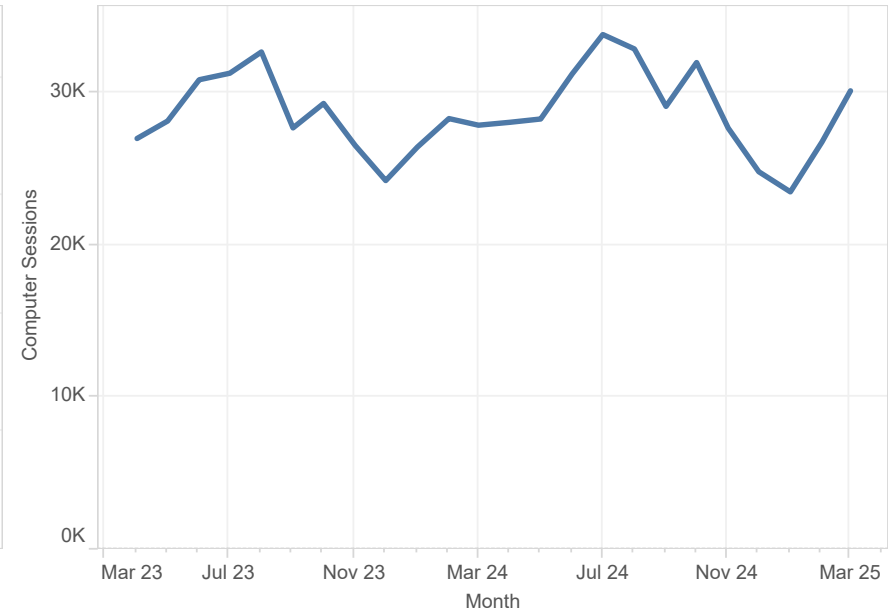


## LFPL Summary Statistics, APRIL 2023 - MARCH 2025

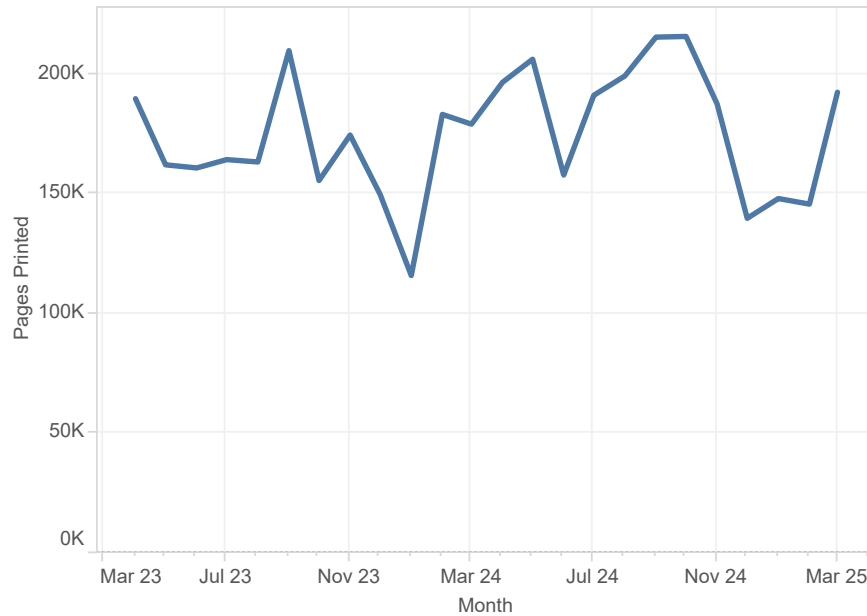
### Wifi Sessions



### Computer Sessions



### Pages Printed



### Website Sessions





LOUISVILLE FREE PUBLIC LIBRARY  
LIBRARY ADVISORY COMMISSION

**Meeting Agenda**  
Tuesday May 20, 2025

I. Quorum and Call to Order

- ◆ Introduce Interim Library Executive Director, Barbara Sexton Smith
- ◆ Approve the minutes of the Tuesday, April 15, 2025 meeting.
- ◆ Approve the minutes of the special finance committee meeting held on Thursday April 3, 2025.
- ◆ Excuse the absences of commissioners Brelin Tilford, Charity Garnett, Nathan Smith and Tiffany Stith from the Tuesday, April 15, 2025 meeting.

II. Planning Report

III. Finance Report

IV. Librarian's Report

V. Chair Persons Report

VI. Old Business

VII. New Business

VIII. Adjournment



LOUISVILLE FREE PUBLIC LIBRARY  
LIBRARY ADVISORY COMMISSION

**Meeting Minutes**  
April 15, 2025  
*[Draft for Approval]*

**I. Quorum and Call to Order**

The regular meeting on the Library Advisory Commission was called to order by Commission Chair Anita Riley Hall at 4:31 pm on Tuesday, April 15, 2025. The meeting was held in the Board Room of the Main Library. Secretary Lee Burchfield was present.

Commissioners in attendance were Anita Riley Hall, Carla Robinson, Demiche Sewell, Marcus Walker, and Whitney Soergel.

Absent Commissioners were Brelin Tilford, Charity Garnett, Nathan Smith and Tiffany Stith.

Others present included Library Director Lee Burchfield, Library Assistant Director Carrick Arehart, Executive Administrator, Benjamin Tipton, Communications Manager, Paul Burns, and Administrative Assistant, Vanessa Fuller.

**II. Planning Report:**

There was no planning report.

**III. Finance Report:**

Marcus Walker gave the finance report. Mr. Walker shared that there was a special finance committee meeting held on April 3, 2025. The full notes from the April 3, 2025 meeting is attached to these minutes.

**IV. Librarian's Report**

Lee Burchfield submitted a written Librarian's Report. Highlights were received by the committee. The complete report is attached to these minutes.

**V. Chairperson's Report**

Commission Chair, Anita Riley Hall appoints the following to serve on the Planning Committee for the LAC:

- Mr. Nathan Smith
- Ms. Carla Robinson
- Mr. Demiche Sewell
- Ms. Whitney Soergel

Mr. Nathan Smith will serve as the Chair for the Planning Committee.





LOUISVILLE FREE PUBLIC LIBRARY  
LIBRARY ADVISORY COMMISSION

Commission Chair, Anita Riley Halls appoints the following to serve on the Finance Committee for the LAC:

- Mr. Marcus Walker
- Mr. Brelín Tilford
- Ms. Charity Garnett
- Ms. Tiffany Stith

Mr. Marcus Walker will serve as the Chair for the Finance Committee.

Chairperson Anita Riley hall shall be an ex officio member of all committees with power to vote.

#### **VI. Old Business**

Commission Chair Anita Riley Hall reviewed the Library Foundation's Funding request for books and materials. Following discussion, the Finance Committee recommended that the Commission adopt the following motion:

- That \$300,000 be allocated to the Library for use to purchase books and other materials, contingent upon matching allocations from Louisville Metro Government, the Library Foundation, and the Friends, as outlined in the informational flyer provided by the Library Foundation. Funds to be made available after July 1, 2025, from restricted and/or non-restricted accounts to be identified based on funds available and the purchasing needs of the Library.

The motion was approved by all present commissioners.

#### **VII. New Business**

There was no new business

#### **VIII. Adjournment**

There being no other business, the meeting was adjourned at 5:12 pm.

LOUISVILLE FREE PUBLIC LIBRARY  
MONTHLY REPORT

APRIL 2025

	Apr-25	Apr-24	% of Change From Last Year	12 Month Running Total Current Year	12 Month Running Total Last Year	% of Change From Last Year
Circulation	302,857	299,769	1.0%	3,736,881	3,775,499	-1.0%
Door Count	151,259	144,746	4.5%	1,784,067	1,765,715	1.0%
New Registration	11,532	13,287	-13.2%	32,339	32,057	0.9%
Information Requests	87,595	79,267	10.5%	1,052,607	906,226	16.2%
Program Count	976	875	11.5%	10,509	9,846	6.7%
Program Attendance	17,286	16,776	3.0%	190,326	190,546	-0.1%
Outreach Visit	154	145	6.2%	1,792	2,065	-13.2%
Outreach Visit Contacts	7,608	6,219	22.3%	75,862	88,921	-14.7%
Meeting Room Count	498	446	11.7%	5,275	4,814	9.6%
Meeting Room Attendance	6,367	5,801	9.8%	70,148	63,816	9.9%
Public Computer Usage	29,370	28,054	4.7%	349,475	341,299	2.4%
Patrons active this month	48,090	46,936	2.5%			
1 Year Active Patrons	132,320	131,700	0.5%			
3 Year Active Patrons	189,543	211,068	-10.2%			
Patrons with Library Cards	603,268	573,003	5.3%			
Interlibrary Loans						
Received	44	59	-25.4%			
Sent	50	87	-42.5%			

LOUISVILLE FREE PUBLIC LIBRARY  
CIRCULATION SUMMARY

APRIL 2025

	Total Apr-25	Total Apr-24	% of Change From 2024	12 Month Running Total 2025	12 Month Running Total 2024	% of Change From 2024
<b><u>MAIN</u></b>						
Circulation Dept.	9,636	10,026	-3.9%	124,986	132,782	-5.9%
E-Book Circulation	138,784	129,491	7.2%	1,640,162	1,527,320	7.4%
<b><u>MAIN SUB-TOTAL</u></b>	148,420	139,517	6.4%	1,765,148	1,660,102	6.3%
<b><u>BRANCHES</u></b>						
Bon Air	8,584	9,030	-4.9%	111,088	122,449	-9.3%
Crescent Hill	10,047	9,568	5.0%	126,706	130,553	-2.9%
Fairdale	2,138	2,221	-3.7%	28,709	27,089	6.0%
Parkland	1,623	0	#DIV/0!	3,636	0	#DIV/0!
Highlands-Shelby Park	9,577	10,611	-9.7%	119,042	131,438	-9.4%
Iroquois	5,798	6,681	-13.2%	76,284	80,250	-4.9%
Jeffersontown	12,843	13,022	-1.4%	158,899	172,136	-7.7%
Middletown	11,158	12,249	-8.9%	147,842	164,962	-10.4%
Newburg	1,052	874	20.4%	12,760	13,179	-3.2%
Northeast	38,637	39,795	-2.9%	506,955	544,533	-6.9%
Portland	0	0	#DIV/0!	0	4,231	-100.0%
Shawnee	1,273	1,265	0.6%	18,232	17,917	1.8%
Shively	1,922	2,342	-17.9%	27,519	27,505	0.1%
South Central	12,795	14,095	-9.2%	165,543	182,240	-9.2%
Southwest	10,141	10,856	-6.6%	129,111	140,089	-7.8%
St. Matthews	24,691	24,515	0.7%	308,744	319,084	-3.2%
Western	531	750	-29.2%	7,633	10,576	-27.8%
Adult Bookmobile	1,069	1,069	0.0%	13,375	13,267	0.8%
Juvenile Bookmobile	558	1,309	-57.4%	9,655	13,899	-30.5%
<b><u>BRANCH SUB-TOTAL</u></b>	154,437	160,252	-3.6%	1,971,733	2,115,397	-6.8%
<b><u>SYSTEM TOTAL</u></b>	302,857	299,769	1.0%	3,736,881	3,775,499	-1.0%

LOUISVILLE FREE PUBLIC LIBRARY  
CIRCULATION

APRIL 2025

	Adult Circulation			12 Month	12 Month		Juvenile Circulation			12 Month	12 Month	
	Apr-25	Apr-24	% of	Running Total	Running Total	% of	Apr-25	Apr-24	% of	Running Total	Running Total	% of
			Change	2025	2024	Change			Change	2025	2024	Change
MAIN												
Circulation Dept.	6,529	6,935	-5.9%	85,153	85,537	-0.4%	3,107	3,091	0.5%	39,833	47,245	-15.7%
E-Book Circulation	120,143	109,051	10.2%	1,414,681	1,303,363	8.5%	18,641	20,440	-8.8%	225,481	223,957	0.7%
MAIN SUB-TOTAL	126,672	115,986	9.2%	1,499,834	1,388,900	8.0%	21,748	23,531	-7.6%	265,314	271,202	-2.2%
BRANCHES												
Bon Air	5,644	5,860	-3.7%	70,626	76,175	-7.3%	2,940	3,170	-7.3%	40,462	46,274	-12.6%
Crescent Hill	5,378	5,256	2.3%	66,892	69,250	-3.4%	4,669	4,312	8.3%	59,814	61,303	-2.4%
Fairdale	1,171	1,279	-8.4%	16,062	15,148	6.0%	967	942	2.7%	12,647	11,941	5.9%
Parkland	985	0	0.0%	2,046	0	0.0%	638	0	0.0%	1,590	0	0.0%
Highlands-Shelby Park	6,499	7,115	-8.7%	79,609	87,818	-9.3%	3,078	3,496	-12.0%	39,433	43,620	-9.6%
Iroquois	3,033	3,361	-9.8%	38,601	39,545	-2.4%	2,765	3,320	-16.7%	37,683	40,705	-7.4%
Jeffersontown	6,859	6,627	3.5%	83,515	87,428	-4.5%	5,984	6,395	-6.4%	75,384	84,708	-11.0%
Middletown	5,049	5,244	-3.7%	63,846	69,123	-7.6%	6,109	7,005	-12.8%	83,996	95,839	-12.4%
Newburg	506	508	-0.4%	6,119	6,187	-1.1%	546	366	49.2%	6,641	6,992	-5.0%
Northeast	16,298	16,525	-1.4%	207,337	214,046	-3.1%	22,339	23,270	-4.0%	299,618	330,487	-9.3%
Portland	0	0	#DIV/0!	0	2,250	-100.0%	0	0	#DIV/0!	0	1,981	-100.0%
Shawnee	727	705	3.1%	10,747	10,402	3.3%	546	560	-2.5%	7,485	7,515	-0.4%
Shively	1,300	1,617	-19.6%	17,974	17,640	1.9%	622	725	-14.2%	9,545	9,865	-3.2%
South Central	7,300	8,172	-10.7%	93,194	99,198	-6.1%	5,495	5,923	-7.2%	72,349	83,042	-12.9%
Southwest	5,395	5,820	-7.3%	68,302	72,154	-5.3%	4,746	5,036	-5.8%	60,809	67,935	-10.5%
St. Matthews	13,427	12,981	3.4%	166,090	165,147	0.6%	11,264	11,534	-2.3%	142,654	153,937	-7.3%
Western	365	533	-31.5%	4,861	6,093	-20.2%	166	217	-23.5%	2,772	4,483	-38.2%
Adult Outreach Vehicle	1,063	1,044	1.8%	13,198	13,075	0.9%	6	25	-76.0%	177	192	-7.8%
Juvenile Bookmobile	45	47	-4.3%	705	1,132	-37.7%	513	1,262	-59.4%	8,950	12,767	-29.9%
BRANCH SUB-TOTAL	81,044	82,694	-2.0%	1,009,724	1,051,811	-4.0%	73,393	77,558	-5.4%	962,009	1,063,586	-9.6%
SYSTEM TOTAL	207,716	198,680	4.5%	2,509,558	2,440,711	2.8%	95,141	101,089	-5.9%	1,227,323	1,334,788	-8.1%

LOUISVILLE FREE PUBLIC LIBRARY  
DOOR COUNT

APRIL 2025

	Apr-25	Apr-24	% of Change	12 Month Running Total 2025	12 Month Running Total 2024	% of Change
<b><u>MAIN</u></b>						
Main Library	26,947	24,802	8.6%	318,272	293,511	8.4%
<b><u>BRANCHES</u></b>						
Bon Air	6,392	6,917	-7.6%	77,785	82,890	-6.2%
Crescent Hill	6,081	5,575	9.1%	70,205	68,835	2.0%
Fairdale	2,366	1,983	19.3%	24,278	23,838	1.8%
Parkland	3,382	0	0.0%	11,922	0	0.0%
Highlands-Shelby Park	8,364	9,543	-12.4%	99,882	108,298	-7.8%
Iroquois	6,094	5,909	3.1%	71,015	68,733	3.3%
Jeffersontown	8,650	8,082	7.0%	99,963	98,559	1.4%
Middletown	6,726	6,980	-3.6%	82,929	84,495	-1.9%
Newburg	4,559	4,627	-1.5%	56,706	55,870	1.5%
Northeast	18,114	18,093	0.1%	225,200	235,084	-4.2%
Portland	0	0	#DIV/0!	0	9,938	-100.0%
Shawnee	5,461	6,150	-11.2%	84,051	82,447	1.9%
Shively	5,975	6,353	-5.9%	71,113	68,016	4.6%
South Central	13,286	12,953	2.6%	151,121	147,826	2.2%
Southwest	11,050	9,497	16.4%	126,612	120,583	5.0%
St. Matthews	13,922	13,617	2.2%	166,405	164,165	1.4%
Western	3,057	2,802	9.1%	36,129	36,804	-1.8%
Juvenile Bookmobile	833	863	-3.5%	10,479	15,823	-33.8%
<b><u>BRANCH SUB-TOTAL</u></b>	124,312	119,944	3.6%	1,465,795	1,472,204	-0.4%
<b><u>SYSTEM TOTAL</u></b>	151,259	144,746	4.5%	1,784,067	1,765,715	1.0%

LOUISVILLE FREE PUBLIC LIBRARY  
COMPUTER USAGE

APRIL 2025

	Apr-25	Apr-24	% of Change	12 Month Running Total 2025	12 Month Running Total 2024	% of Change
<b><u>MAIN</u></b>						
Main Library	6,595	6,166	7.0%	82,007	76,904	6.6%
<b><u>BRANCHES</u></b>						
Bon Air	1,615	1,599	1.0%	17,380	18,225	-4.6%
Crescent Hill	600	690	-13.0%	7,015	7,243	-3.1%
Fairdale	457	441	3.6%	5,180	5,477	-5.4%
Parkland	717	0	0.0%	1,647	0	0.0%
Highlands-Shelby Park	1,196	1,358	-11.9%	14,203	15,584	-8.9%
Iroquois	1,541	1,604	-3.9%	18,548	18,284	1.4%
Jeffersontown	990	885	11.9%	11,269	11,406	-1.2%
Middletown	777	859	-9.5%	9,556	8,947	6.8%
Newburg	1,391	1,332	4.4%	17,456	16,442	6.2%
Northeast	1,591	1,389	14.5%	17,930	17,003	5.5%
Portland	0	0	#DIV/0!	0	2,855	-100.0%
Shawnee	1,478	1,795	-17.7%	25,208	27,402	-8.0%
Shively	2,057	2,012	2.2%	23,844	22,483	6.1%
South Central	2,915	3,093	-5.8%	34,951	34,402	1.6%
Southwest	2,590	2,056	26.0%	28,093	23,889	17.6%
St. Matthews	1,748	1,793	-2.5%	21,370	21,095	1.3%
Western	1,112	982	13.2%	13,818	13,658	1.2%
<b><u>BRANCH SUB-TOTAL</u></b>	22,775	21,888	4.1%	267,468	264,395	1.2%
<b><u>SYSTEM TOTAL</u></b>	29,370	28,054	4.7%	349,475	341,299	2.4%

LOUISVILLE FREE PUBLIC LIBRARY  
REGISTRATIONS

APRIL 2025

	Apr-25	Apr-24	% of Change	12 Month Running Total 2025	12 Month Running Total 2024	% of Change
<b><u>MAIN</u></b>						
Main Combined	10,330	12,041	-14.2%	15,612	14,314	9.1%
<b><u>BRANCHES</u></b>						
Bon Air	59	90	-34.4%	748	871	-14.1%
Crescent Hill	67	56	19.6%	861	842	2.3%
Fairdale	29	28	3.6%	366	396	-7.6%
Parkland	58	0	0.0%	187	3	6133.3%
Highlands-Shelby Park	69	73	-5.5%	944	1,201	-21.4%
Iroquois	67	57	17.5%	749	756	-0.9%
Jeffersontown	113	123	-8.1%	1,583	1,666	-5.0%
Middletown	97	116	-16.4%	1,477	1,553	-4.9%
Newburg	22	30	-26.7%	393	390	0.8%
Northeast	155	203	-23.6%	2,634	2,976	-11.5%
Portland	1	1	0.0%	41	102	-59.8%
Shawnee	44	39	12.8%	393	404	-2.7%
Shively	46	46	0.0%	587	622	-5.6%
South Central	124	128	-3.1%	2,009	2,043	-1.7%
Southwest	94	112	-16.1%	1,389	1,465	-5.2%
St. Matthews	125	107	16.8%	1,862	1,916	-2.8%
Western	10	18	-44.4%	206	267	-22.8%
Adult Outreach Vehicle	22	18	22.2%	223	228	-2.2%
Juvenile Bookmobile	0	1	-100.0%	75	42	78.6%
<b><u>BRANCH SUB-TOTAL</u></b>	1,202	1,246	-3.5%	16,727	17,743	-5.7%
<b><u>SYSTEM TOTAL</u></b>	11,532	13,287	-13.2%	32,339	32,057	0.9%

LOUISVILLE FREE PUBLIC LIBRARY  
INFORMATION REQUESTS

APRIL 2025

	Monthly Directional Requests		12 Month Running Total	12 Month Running Total	% of Change	Monthly Informational Requests		12 Month Running Total	12 Month Running Total	% of Change	Total Requests Month	Total Requests Month	% Change
	Apr-25	Apr-24	2025	2024		Apr-25	Apr-24	2025	2024		Apr-25	Apr-24	
<b>MAIN</b>													
Children's Dept.	450	960	10,314	9,894	4.2%	2,010	1,740	24,224	24,316	-0.4%	2,460	2,700	-8.9%
Circ & Info Services	3,960	5,280	64,376	50,733	26.9%	9,990	9,630	133,163	101,887	30.7%	13,950	14,910	-6.4%
Just Ask	0	0	0	122	-100.0%	0	0	0	796	-100.0%	0	0	#DIV/0!
<b>MAIN SUB-TOTAL</b>	4,410	6,240	74,690	60,749	22.9%	12,000	11,370	157,387	126,999	23.9%	16,410	17,610	-6.8%
<b>BRANCHES</b>													
Bon Air	1,020	960	10,516	11,832	-11.1%	3,660	3,900	45,630	42,863	6.5%	4,680	4,860	-3.7%
Crescent Hill	720	720	10,372	8,791	18.0%	1,950	1,680	30,758	23,780	29.3%	2,670	2,400	11.3%
Fairdale	240	270	3,825	2,429	57.5%	1,680	1,320	18,808	11,250	67.2%	1,920	1,590	20.8%
Parkland	450	0	450	0	0.0%	1,920	0	1,920	0	0.0%	2,370	0	0.0%
Highlands-Shelby Park	840	510	7,857	4,387	79.1%	1,710	1,680	19,754	20,672	-4.4%	2,550	2,190	16.4%
Iroquois	300	390	6,705	7,790	-13.9%	2,580	3,390	35,693	28,848	23.7%	2,880	3,780	-23.8%
Jeffersontown	600	420	5,134	6,188	-17.0%	3,630	2,250	38,657	36,130	7.0%	4,230	2,670	58.4%
Middletown	558	1,116	8,606	10,845	-20.6%	1,922	2,666	28,610	31,484	-9.1%	2,480	3,782	-34.4%
Newburg	270	450	4,313	3,157	36.6%	810	930	11,717	11,335	3.4%	1,080	1,380	-21.7%
Northeast	6,030	3,540	56,836	52,771	7.7%	10,770	9,330	113,553	98,976	14.7%	16,800	12,870	30.5%
Portland	0	0	0	1,749	-100.0%	0	0	0	3,237	-100.0%	0	0	#DIV/0!
Shawnee	1,110	720	15,914	22,630	-29.7%	1,290	1,170	19,309	16,632	16.1%	2,400	1,890	27.0%
Shively	1,590	1,200	11,758	10,840	8.5%	3,750	1,920	21,914	23,515	-6.8%	5,340	3,120	71.2%
South Central	1,620	1,470	20,341	12,803	58.9%	5,490	6,870	76,591	64,984	17.9%	7,110	8,340	-14.7%
Southwest	2,640	1,230	21,517	14,946	44.0%	4,860	4,980	61,998	41,205	50.5%	7,500	6,210	20.8%
St. Matthews	1,230	1,290	18,389	16,883	8.9%	3,000	2,790	47,681	45,303	5.2%	4,230	4,080	3.7%
Western	780	630	6,293	5,164	21.9%	1,290	1,500	20,072	19,881	1.0%	2,070	2,130	-2.8%
Adult Bookmobile	0	0	92	8	1050.0%	515	365	5,983	5,170	15.7%	515	365	41.1%
Juvenile Bookmobile	0	0	2,300	0	0.0%	360	0	10,664	0	0.0%	360	0	0.0%
<b>BRANCH SUB-TOTAL</b>	19,998	14,916	211,218	193,213	9.3%	51,187	46,741	609,312	525,265	16.0%	71,185	61,657	15.5%
<b>SYSTEM TOTAL</b>	24,408	21,156	285,908	253,962	12.6%	63,187	58,111	766,699	652,264	17.5%	87,595	79,267	10.5%



LOUISVILLE FREE PUBLIC LIBRARY  
MEETING ROOM USAGE

APRIL 2025

	Meetings Held Apr-25	Meetings Held Apr-24	12 Month Running Total 2025	12 Month Running Total 2024	% of Change	Meeting Attendance Apr-25	Meeting Attendance Apr-24	12 Month Running Total 2025	12 Month Running Total 2024	% of Change
<b><u>MAIN</u></b>										
Main Library	105	66	866	673	28.7%	1,197	945	13,749	11,464	19.9%
<b><u>BRANCHES</u></b>										
Bon Air	22	23	225	185	21.6%	289	358	3,226	2,398	34.5%
Crescent Hill	19	20	250	177	41.2%	217	181	2,843	2,055	38.3%
Fairdale	9	5	83	68	22.1%	55	37	395	469	-15.8%
Parkland	8	0	12	0	0.0%	97	0	142	0	0.0%
Highlands-Shelby Park	14	15	155	130	19.2%	96	260	1,765	1,442	22.4%
Iroquois	12	11	162	160	1.3%	151	105	1,965	1,877	4.7%
Jeffersontown	14	9	188	118	59.3%	178	142	2,003	1,326	51.1%
Middletown	10	20	131	214	-38.8%	89	178	1,229	1,872	-34.3%
Newburg	8	10	109	50	118.0%	37	76	853	560	52.3%
Northeast	64	74	719	858	-16.2%	478	654	6,653	8,505	-21.8%
Portland	0	0	0	7	-100.0%	0	0	0	145	-100.0%
Shawnee	21	11	212	161	31.7%	389	189	3,338	2,152	55.1%
Shively (no mtg room)	0	0	0	1	-100.0%	0	0	0	3	-100.0%
South Central	69	70	844	718	17.5%	1,484	1,292	13,863	13,053	6.2%
Southwest	53	52	613	611	0.3%	814	828	11,505	9,695	18.7%
St. Matthews	63	55	656	628	4.5%	595	475	5,780	5,919	-2.3%
Western	7	5	50	55	-9.1%	201	81	839	881	-4.8%
<b><u>BRANCH SUB-TOTAL</u></b>	393	380	4,409	4,141	6.5%	5,170	4,856	56,399	52,352	7.7%
<b><u>SYSTEM TOTAL</u></b>	498	446	5,275	4,814	9.6%	6,367	5,801	70,148	63,816	9.9%

LOUISVILLE FREE PUBLIC LIBRARY  
PROGRAM COUNT

APRIL 2025

	Adult Programs Count		12 Month	12 Month	%	Juvenile Programs Count		12 Month	12 Month	%	Total	Total	%
	Apr-25	Apr-24	Running Total	Running Total	Change	Apr-25	Apr-24	Running Total	Running Total	Change	Programs	Programs	Change
			2025	2024				2025	2024		Apr-25	Apr-24	
<b><u>MAIN</u></b>													
Main Library	30	25	331	211	56.9%	82	108	1,224	1,083	13.0%	112	133	-15.8%
Virtual Programs	0	0	0	0	0.0%	0	0	0	0	0.0%	0	0	0.0%
<b><u>BRANCHES</u></b>													
Bon Air	11	15	129	182	-29.1%	11	19	122	144	-15.3%	22	34	-35.3%
Crescent Hill	14	9	141	103	36.9%	27	22	251	260	-3.5%	41	31	32.3%
Fairdale	5	7	91	113	-19.5%	13	20	244	275	-11.3%	18	27	-33.3%
Parkland	25	0	46	0	0.0%	33	0	71	0	0.0%	58	0	0.0%
Highlands-Shelby Park	7	9	83	70	18.6%	53	34	537	502	7.0%	60	43	39.5%
Iroquois	25	1	223	160	39.4%	45	45	468	455	2.9%	70	46	52.2%
Jeffersontown	4	5	59	68	-13.2%	40	25	373	290	28.6%	44	30	46.7%
Middletown	6	5	61	55	10.9%	18	22	220	236	-6.8%	24	27	-11.1%
Newburg	0	4	4	11	-63.6%	8	16	203	202	0.5%	8	20	-60.0%
Northeast	35	35	445	390	14.1%	107	88	1,059	941	12.5%	142	123	15.4%
Portland	0	0	0	16	-100.0%	0	0	0	47	-100.0%	0	0	#DIV/0!
Shawnee	4	7	38	40	-5.0%	10	24	260	184	41.3%	14	31	-54.8%
Shively	13	7	116	101	14.9%	20	20	254	224	13.4%	33	27	22.2%
South Central	41	33	423	430	-1.6%	41	55	552	579	-4.7%	82	88	-6.8%
Southwest	23	17	252	220	14.5%	77	55	638	680	-6.2%	100	72	38.9%
St. Matthews	23	29	242	212	14.2%	57	53	560	334	67.7%	80	82	-2.4%
Western	4	9	83	180	-53.9%	9	9	149	177	-15.8%	13	18	-27.8%
Young Adult Outpost	0	0	0	0	0.0%	0	0	0	0	0.0%	0	0	0.0%
Adult Bookmobile	0	0	1	10	-90.0%	0	0	0	0	0.0%	0	0	0.0%
Juvenile Bookmobile	0	0	0	0	0.0%	55	43	556	661	-15.9%	55	43	27.9%
<b><u>BRANCH SUB-TOTAL</u></b>	240	192	2,437	2,361	3.2%	624	550	6,517	6,191	5.3%	864	742	16.4%
<b><u>SYSTEM TOTAL</u></b>	270	217	2,768	2,572	7.6%	706	658	7,741	7,274	6.4%	976	875	11.5%

LOUISVILLE FREE PUBLIC LIBRARY  
PROGRAMS ATTENDANCE

APRIL 2025

	Adult Programs Attend.		12 Month	12 Month	%	Juvenile Programs Attend.		12 Month	12 Month	%	Total	Total	%
	Apr-25	Apr-24	Running Total	Running Total	Change	Apr-25	Apr-24	Running Total	Running Total	Change	Prog. Att.	Prog. Att.	Change
			2025	2024				2025	2024		Apr-25	Apr-24	
<b><u>MAIN</u></b>													
Main Library	207	365	7,489	6,259	19.7%	1,158	1,690	16,785	19,718	-14.9%	1,365	2,055	-33.6%
Virtual Programs	0	0	0	0	0.0%	0	0	49	0	0.0%	0	0	0.0%
<b><u>BRANCHES</u></b>													
Bon Air	29	99	612	1,542	-60.3%	147	114	1,069	1,043	2.5%	176	213	-17.4%
Crescent Hill	218	126	2,013	1,215	65.7%	556	458	6,160	6,012	2.5%	774	584	32.5%
Fairdale	33	43	479	481	-0.4%	220	292	4,350	4,988	-12.8%	253	335	-24.5%
Parkland	40	0	140	0	0.0%	90	0	291	0	0.0%	130	0	0.0%
Highlands-Shelby Park	86	156	796	1,043	-23.7%	684	523	6,265	7,408	-15.4%	770	679	13.4%
Iroquois	179	4	1,871	405	362.0%	1,051	949	10,259	9,450	8.6%	1,230	953	29.1%
Jeffersontown	57	39	431	358	20.4%	697	700	7,819	8,835	-11.5%	754	739	2.0%
Middletown	51	21	385	250	54.0%	406	663	6,014	5,749	4.6%	457	684	-33.2%
Newburg	0	8	19	80	-76.3%	49	527	1,752	2,524	-30.6%	49	535	-90.8%
Northeast	552	391	5,754	4,830	19.1%	2,884	2,544	31,735	29,977	5.9%	3,436	2,935	17.1%
Portland	0	0	0	60	-100.0%	0	0	0	501	-100.0%	0	0	#DIV/0!
Shawnee	47	40	216	342	-36.8%	68	578	3,532	2,630	34.3%	115	618	-81.4%
Shively	20	20	345	546	-36.8%	192	188	2,451	2,502	-2.0%	212	208	1.9%
South Central	379	185	3,251	3,565	-8.8%	727	1,077	10,588	13,037	-18.8%	1,106	1,262	-12.4%
Southwest	634	126	3,574	2,969	20.4%	2,860	1,346	16,670	17,217	-3.2%	3,494	1,472	137.4%
St. Matthews	198	220	3,100	2,641	17.4%	1,758	2,318	17,547	13,791	27.2%	1,956	2,538	-22.9%
Western	3	29	1,804	3,046	-40.8%	84	51	1,404	1,338	4.9%	87	80	8.8%
Young Adult Outpost	0	0	0	0	0.0%	0	0	0	0	0.0%	0	0	0.0%
Adult Bookmobile	0	0	3,961	72	5401.4%	0	0	0	0	0.0%	0	0	0.0%
Juvenile Bookmobile	0	0	0	0	0.0%	922	886	9,346	14,122	-33.8%	922	886	4.1%
<b><u>BRANCH SUB-TOTAL</u></b>	2,526	1,507	28,751	23,445	22.6%	13,395	13,214	137,252	141,124	-2.7%	15,921	14,721	8.2%
<b><u>SYSTEM TOTAL</u></b>	2,733	1,872	36,240	29,704	22.0%	14,553	14,904	154,086	160,842	-4.2%	17,286	16,776	3.0%

LOUISVILLE FREE PUBLIC LIBRARY  
MONTHLY PROGRAMS

APRIL 2025

	Adult	Infant/Toddler/ Preschool	Elementary School	Young Adult (age 12 and older)	Programs Directed at Multiple Age Levels	Adult Programs Total	Juvenile Programs Total	Adult Outreach Visits	Juvenile & Teen Outreach Visits	Outreach Visits Total
Main Library	30	13	1	12	56	30	82	5	23	28
Virtual Programs	0	0	0	0	0	0	0	0	0	0
Bon Air	11	0	0	3	8	11	11	0	9	9
Crescent Hill	14	16	1	0	10	14	27	0	6	6
Fairdale	5	0	2	5	6	5	13	0	1	1
Parkland	25	8	2	12	11	25	33	0	1	1
Highlands-Shelby Park	7	4	0	20	29	7	53	3	1	4
Iroquois	25	18	2	10	15	25	45	4	4	8
Jeffersontown	4	10	1	0	29	4	40	0	15	15
Middletown	6	13	0	5	0	6	18	1	2	3
Newburg	0	2	1	2	3	0	8	0	0	0
Northeast	35	17	11	13	66	35	107	1	3	4
Portland	0	0	0	0	0	0	0	0	0	0
Shawnee	4	5	0	1	4	4	10	3	11	14
Shively	13	0	0	6	14	13	20	1	1	2
South Central	41	14	0	8	19	41	41	1	4	5
Southwest	23	15	1	7	54	23	77	8	3	11
St. Matthews	23	15	0	0	42	23	57	2	0	2
Western	4	3	0	0	6	4	9	0	4	4
Adult Bookmobile	0	0	0	0	0	0	0	37	0	37
Juvenile Bookmobile	0	0	0	0	55	0	55	0	0	0
BRANCH SUB TOTAL	240	140	21	92	371	240	624	61	65	126
SYSTEM TOTAL	270	153	22	104	427	270	706	66	88	154

LOUISVILLE FREE PUBLIC LIBRARY  
MONTHLY PROGRAM ATTENDANCE

APRIL 2025

	Adult	Infant/Toddler/ Preschool	Elementary School	Young Adult (age 12 and older)	Programs Directed at Multiple Age Levels	Adult Programs Total	Juvenile Programs Total	Adult Outreach Visit Contacts	Juvenile & Teen Outreach Visit Contacts	Outreach Visit Contacts Total
Main Library	207	274	3	29	852	207	1,158	295	1,628	1,923
Virtual Programs	0	0	0	0	0	0	0	0	0	0
Bon Air	29	0	0	0	147	29	147	0	9	9
Crescent Hill	218	316	13	0	227	218	556	0	9	9
Fairdale	33	0	34	26	160	33	220	0	10	10
Parkland	40	33	0	3	54	40	90	0	250	250
Highlands-Shelby Park	86	65	0	163	456	86	684	555	500	1,055
Iroquois	179	650	18	43	340	179	1,051	962	12	974
Jeffersontown	57	259	15	0	423	57	697	0	69	69
Middletown	51	350	0	56	0	51	406	9	160	169
Newburg	0	9	3	7	30	0	49	0	0	0
Northeast	552	1,017	15	126	1,726	552	2,884	10	824	834
Portland	0	0	0	0	0	0	0	0	0	0
Shawnee	47	15	0	2	51	47	68	5	60	65
Shively	20	0	0	33	159	20	192	25	76	101
South Central	379	364	0	48	315	379	727	31	528	559
Southwest	634	562	20	37	2,241	634	2,860	54	975	1,029
St. Matthews	198	877	0	0	881	198	1,758	15	0	15
Western	3	32	0	0	52	3	84	0	10	10
Adult Bookmobile	0	0	0	0	0	0	0	527	0	527
Juvenile Bookmobile	0	0	0	0	922	0	922	0	0	0
BRANCH SUB TOTAL	2,526	4,549	118	544	8,184	2,526	13,395	2,193	3,492	5,685
SYSTEM TOTAL	2,733	4,823	121	573	9,036	2,733	14,553	2,488	5,120	7,608

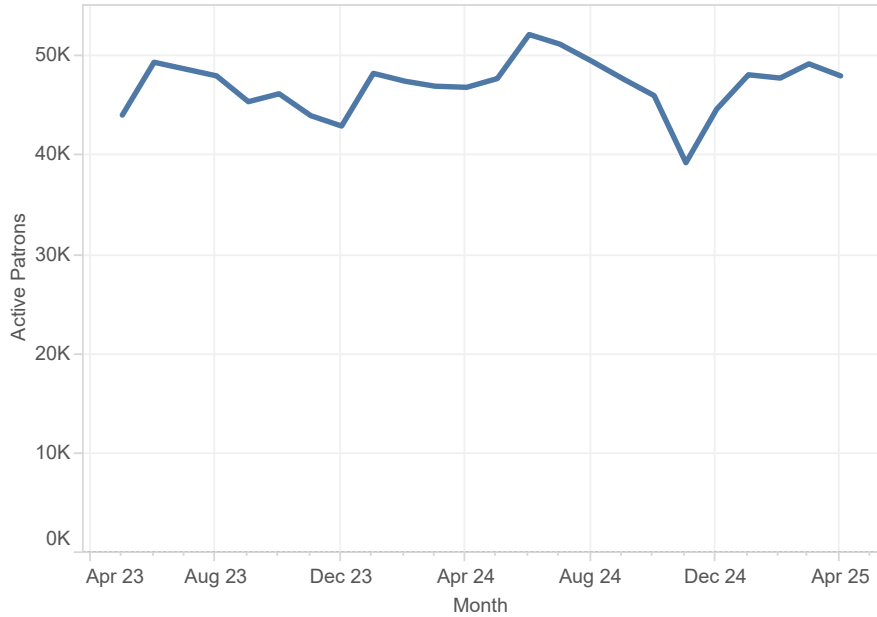
LOUISVILLE FREE PUBLIC LIBRARY  
STATISTICAL NOTES

APRIL 2025

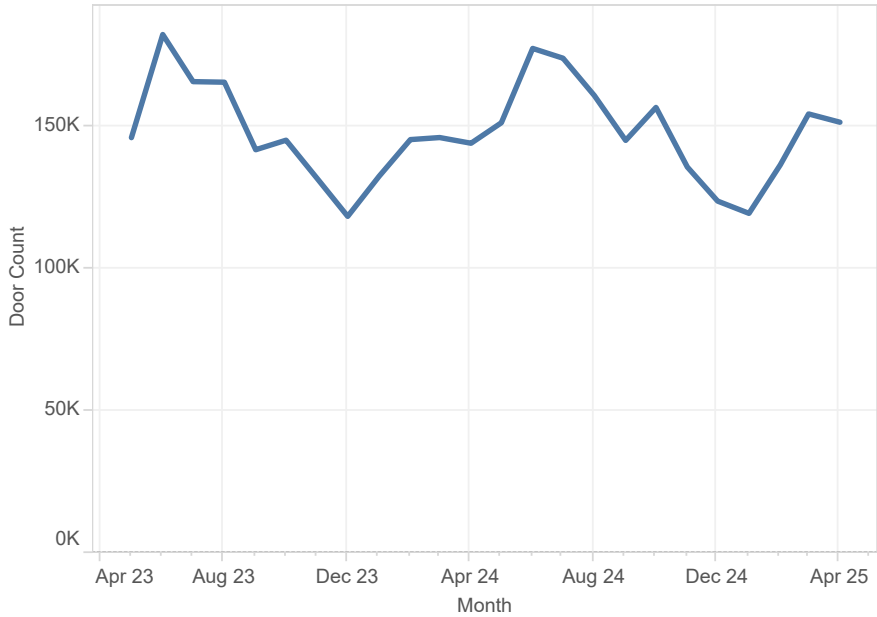
- \* The Portland Library closed for renovations beginning October 1, 2023.
- \* Beginning in July 2024, E-book circulation numbers once again include hoopla circulation per KDLA guidance. The resources included are hoopla circulation and circulation of Overdrive e-books, e-Audiobooks, streaming video, and magazines.
- \* Informational and Directional Requests are being calculated using a one week sample period per quarter. This month's sample period was Q4 2025: 4/07/2025 - 4/14/2025

# LFPL Summary Statistics, MAY 2023 - APRIL 2025

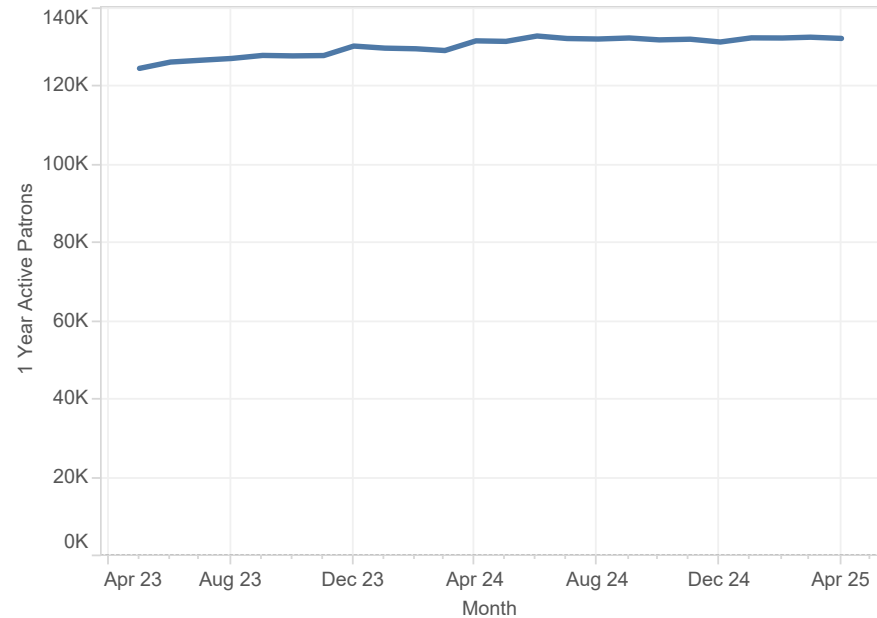
Monthly Active Patrons



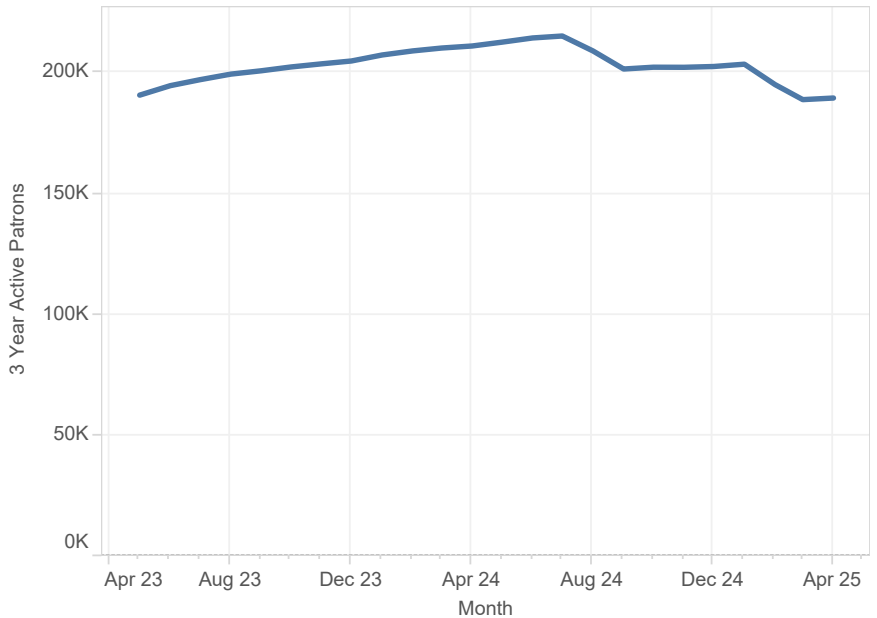
Monthly Door Count



1 Year Active Patrons

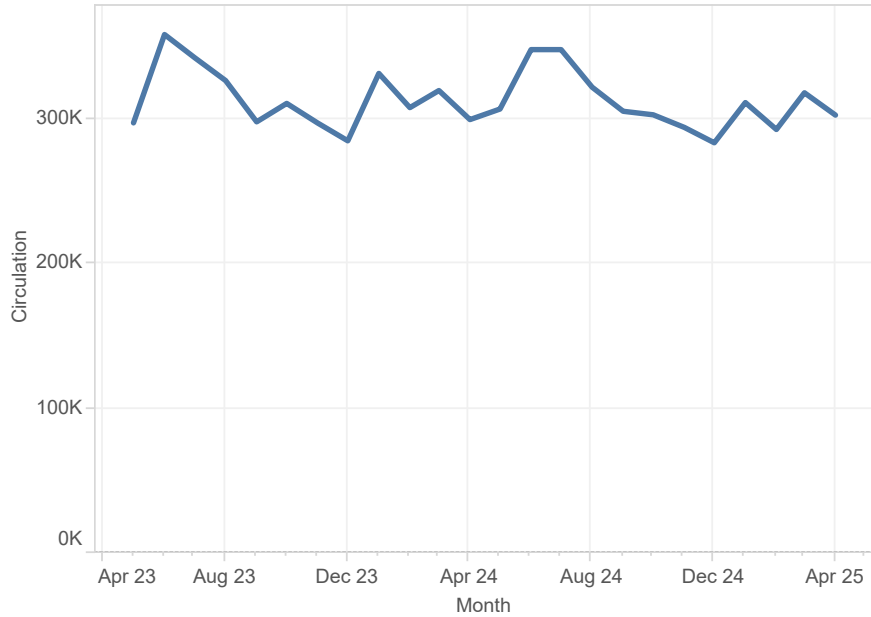


3 Year Active Patrons

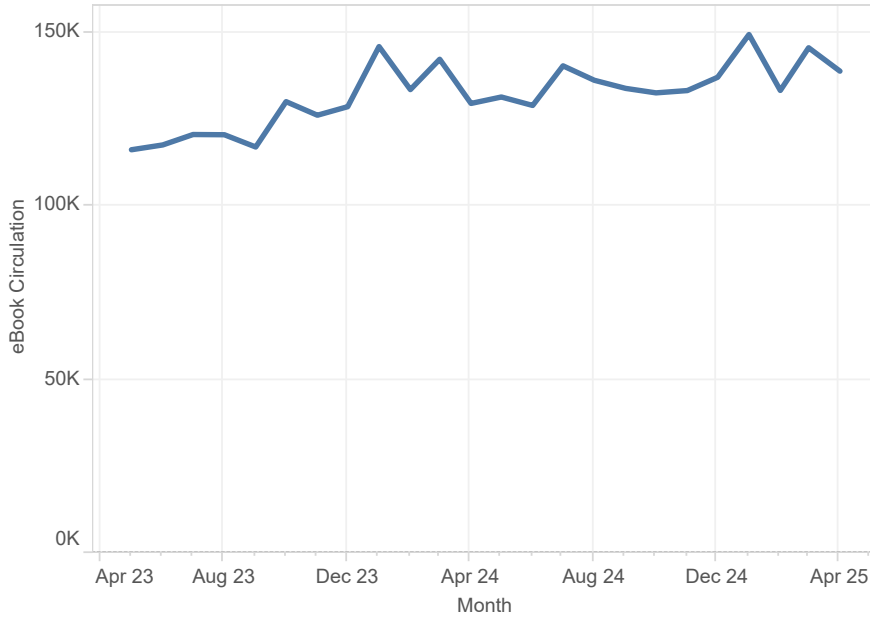


# LFPL Summary Statistics, MAY 2023 - APRIL 2025

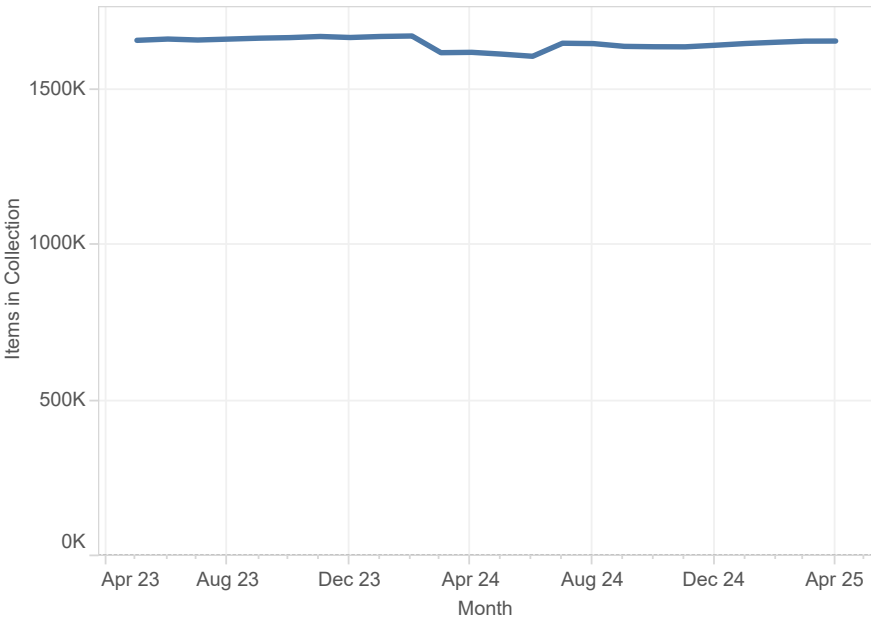
Monthly Circulation



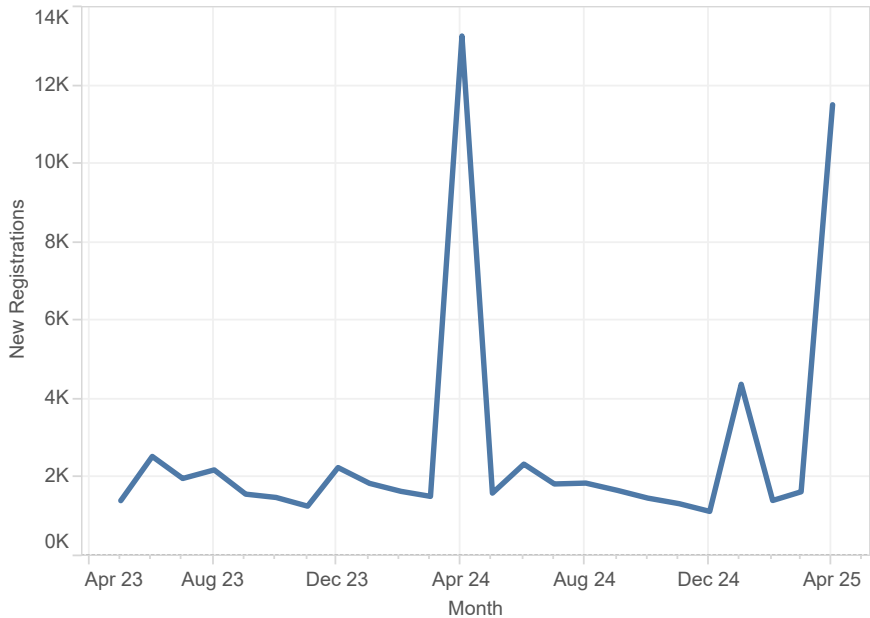
eBook Circulation



Items in Collection



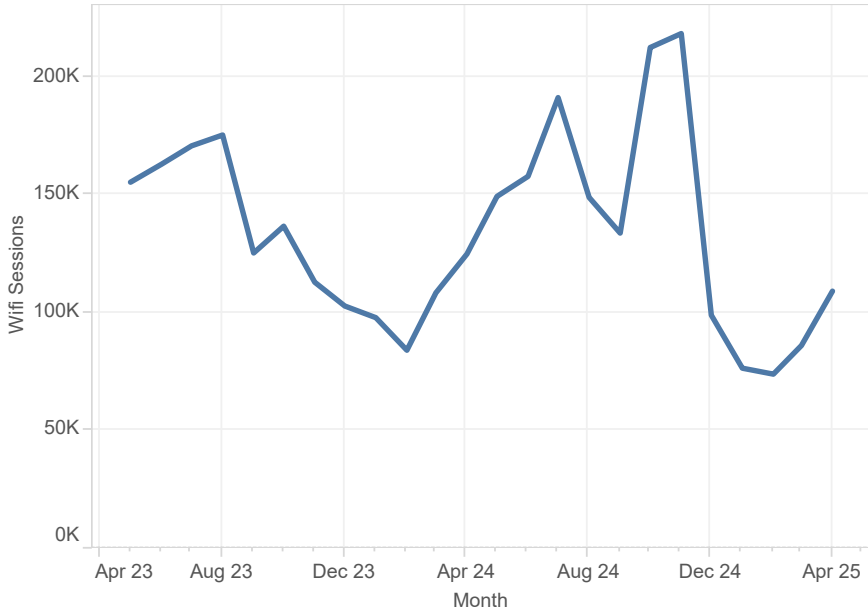
New Registrations



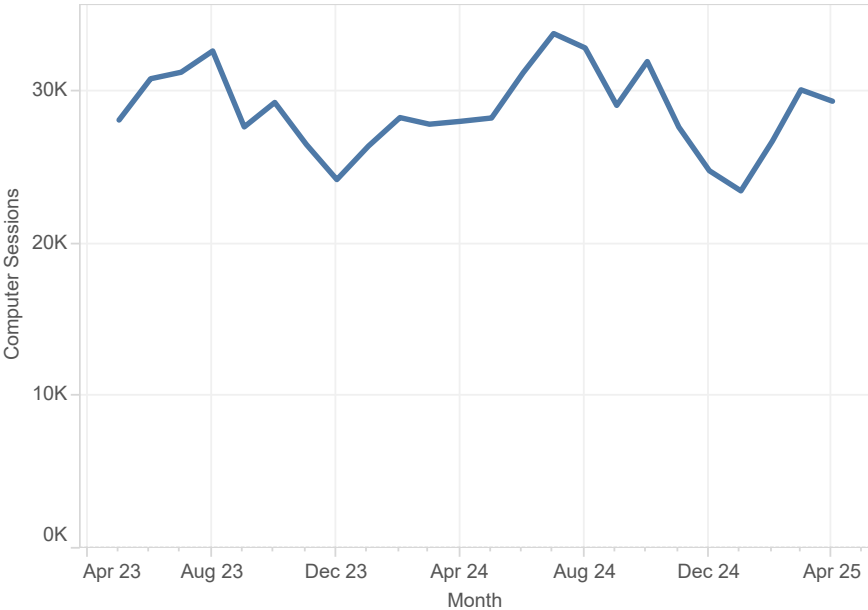


LFPL Summary Statistics, MAY 2023 - APRIL 2025

Wifi Sessions



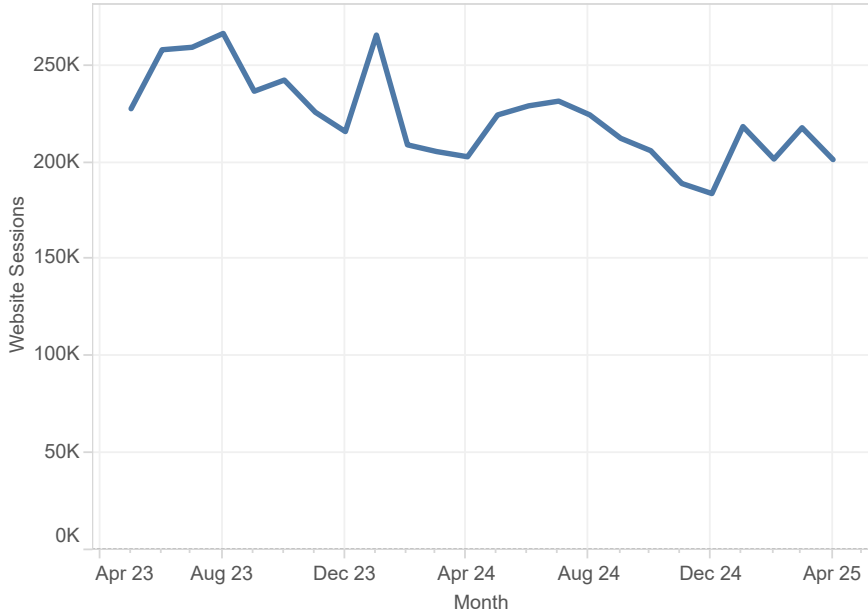
Computer Sessions



Pages Printed



Website Sessions





LOUISVILLE FREE PUBLIC LIBRARY  
LIBRARY ADVISORY COMMISSION

**LAC Meeting Agenda**

Tuesday June 17, 2025

I. Quorum and Call to Order

- ◆ Approve minutes of the Tuesday, May 20, 2025 meeting.
- ◆ Excuse the absences of commissioners Brelin Tilford, Charity Garnett, and Marcus Walker from the Tuesday, May 20, 2025 meeting.

II. Planning Report

III. Finance Report

IV. Librarian's Report

V. Chair Persons Report

VI. Old Business

VII. New Business

- ◆ Pending approval of Metro Funds in FY25 – 26 Operating Budget funds from which to draw \$300,000 for Books Grant.
- ◆ Pending payment of \$1 million pledge to One Library, One Louisville.

VIII. Adjournment



LOUISVILLE FREE PUBLIC LIBRARY  
LIBRARY ADVISORY COMMISSION

LAC Meeting Minutes  
May 20, 2025  
*[Draft for Approval]*

**I. Quorum and Call to Order**

The regular meeting on the Library Advisory Commission was called to order by Commission Chair Anita Riley Hall at 4:35 pm on Tuesday, May 20, 2025. The meeting was held in the Board Room of the Main Library. Secretary Lee Burchfield was present.

Commissioners in attendance were Anita Riley Hall, Carla Robinson, Demiche Sewell, Nathan Smith, Tiffany Stith, and Whitney Soergel.

Absent Commissioners were Brelin Tilford, Charity Garnett, and Marcus Walker.

Others present included Library Director Lee Burchfield, Interim Library Director Barbara Sexton Smith, Library Foundation Director Chandra Gordon, Library Assistant Director Carrick Arehart, Executive Administrator, Benjamin Tipton, Communications Manager, Paul Burns, and Administrative Assistant, Vanessa Fuller.

A motion to approve the minutes of the meeting held on April 15, 2025 was entered by Whitney Soergel, seconded by Demiche Sewell and approved.

A motion to excuse the absences of Brelin Tilford, Charity Garnett, Nathan Smith and Tiffany Stith from the meeting held on April 15, 2025 was entered by Whitney Soergel, seconded by Nathan Smith, and approved.

**II. Planning Report:**

Nathan Smith shared that the 10 year Master Facilities plan has been finalized and will be presented to Metro Council during the Library's annual budget hearing scheduled for Monday, June 9, 2025.

**III. Finance Report:**

There was no finance report.

**IV. Librarian's Report**

Lee Burchfield submitted a written Librarian's Report. Highlights received by the committee. The complete report is attached to these minutes.



LOUISVILLE FREE PUBLIC LIBRARY  
LIBRARY ADVISORY COMMISSION

**V. Chairperson's Report**

Anita Riley Hall expressed her gratitude for Lee Burchfield's years of service. Hall introduced the Interim Library Director, Barbara Sexton Smith to the commission.

**VI. Old Business**

There was no old business.

**VII. New Business**

There was no new business.

**VIII. Adjournment**

There being no other business, the meeting adjourned at 5:16 pm.

*Minutes prepared by Vanessa Fuller, Administrative Assistant.*

**Library Director's Report**  
**May 2025**  
**Lee Burchfield, Director**

**Monthly Statistical Report Highlights**

- Circulation for April 2025 was up by 1% over April 2024 (302,857 vs 299,769).
- For the 12-month period we are still down by -1% (3,736,881 vs 3,775,499).
- Door count was up vs April 2024 by 4.5% (151,259 vs 144,746).
- For the 12-month period we are up by 1% (1,784,067 vs 1,765,715).
- We saw an increase of 4.7% in public computer sessions over last April.

**Capital Projects Update**

- Portland. Construction work is continuing. Now estimating completion in late Summer of 2025, and grand opening in Fall 2025.
- Fern Creek. Work is underway to get the concrete footers poured. I'm working on getting a tentative construction schedule.
- Main. Stacks demolition is complete. The bids did not go out as planned in early May. We're now expecting them to go out in the next 10 days and we'll get sub-contracts in place as soon as possible.

**Other**

- We held our Re-entry Resource Fair at Southwest in March with 330 in attendance.
- The Scripps Spelling Bee was held on March 8<sup>th</sup> and was won by Zachary Rara, who also won the regional last year. He will go on to compete in the National Spelling Bee in Washington, DC on May 27-29.
- The How-to-Festival was held on May 10<sup>th</sup>. The attendance this year was XXX.
- Union contract negotiations are ongoing. Next meeting is May
- Summer Reading Kickoff is at Main on May 31<sup>st</sup>.
- Our budget hearing is scheduled for June 9<sup>th</sup> at 3:00 pm.
- The proposed budget includes an additional \$1,000,000 for library materials. It's a really big deal.
- I'm officially retired as of June 1<sup>st</sup>. Barbara Sexton Smith has been named Interim Director.

## Monthly Report



## May 2025 Community Impact Report

## Circulation



May 2025

**320,845**

↑ Increased by 13,773

▲ 4.5%

Compared to May 2024

[Click for data summary](#)

## Door Count



May 2025

**157,139**

↑ Increased by 6,067

▲ 4.0% increase

Compared to May 2024

[Click for data summary](#)

## Public Computer Usage



May 2025

**28,266**

↓ Decreased by 4

▼ 0.0%

Compared to May 2024

[Click for data summary](#)

## Program Attendance



May 2025

**20,348**

↑ Increased by 1,096

▲ 5.7%

Compared to May 2024

[Click for data summary](#)

## New Registrations



May 2025

**1,563**

↓ Decreased by 50

▼ 3.1%

Compared to May 2024

[Click for data summary](#)

## Monthly Active Patrons



May 2025

**49,691**

↑ Increased by 1,870

▲ 3.9%

Compared to May 2024

[Click for data summary](#)

## Wifi Sessions



May 2025

**104,281**

↓ Decreased by 45,103

▼ 30.2%

Compared to May 2024

[Click for data summary](#)

## Items in Collection



May 2025

**1,655,904**

↑ Increased by 39,612

▲ 2.5%

Compared to May 2024

[Click for data summary](#)

## Pages Printed



May 2025

**207,411**

↑ Increased by 1,382

▲ 0.7%

Compared to May 2024

[Click for data summary](#)

## Information Requests



May 2024

**81,612**

↑ Increased by 81,612



Compared to

## Meeting Room Bookings



May 2025

**389**

↓ Decreased by 16

▼ 4.0%

Compared to May 2024

## Meeting Room Attendance



May 2025

**5,130**

↓ Decreased by 1,415

▼ 21.6%

Compared to May 2024

Circulation Summary

Circulation



May 2025

320,845

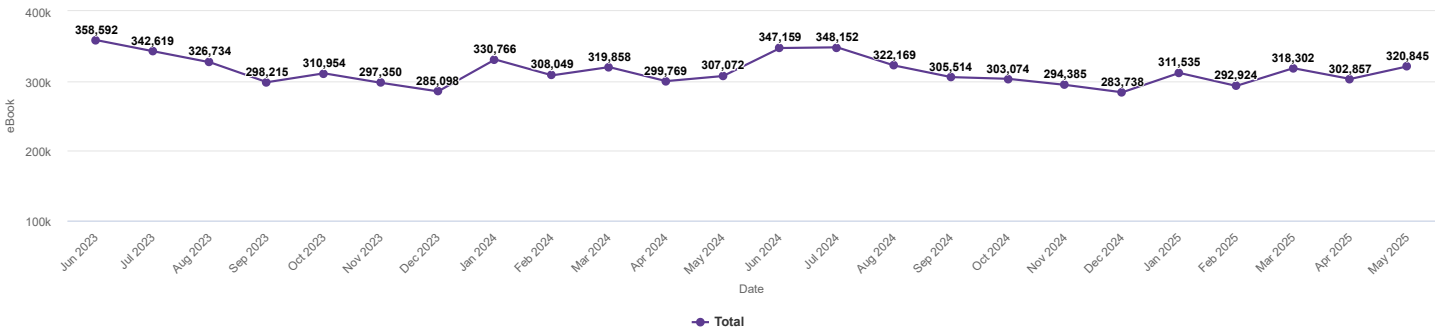
Increased by 13,773

4.5%

Compared to May 2024

[Click for data summary](#)

All Item Circulation



Circulation Running Total



12 Month Running Total

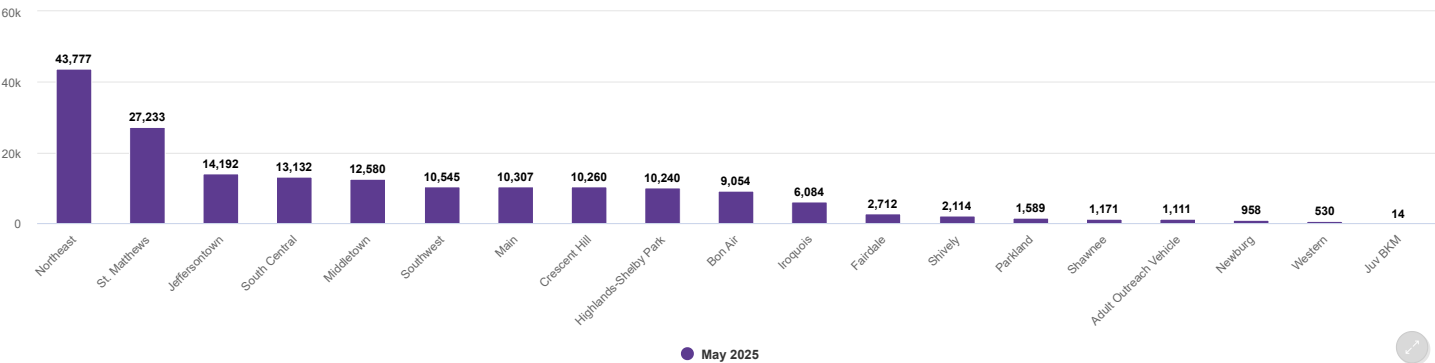
3,750,654

Decreased by 34,422

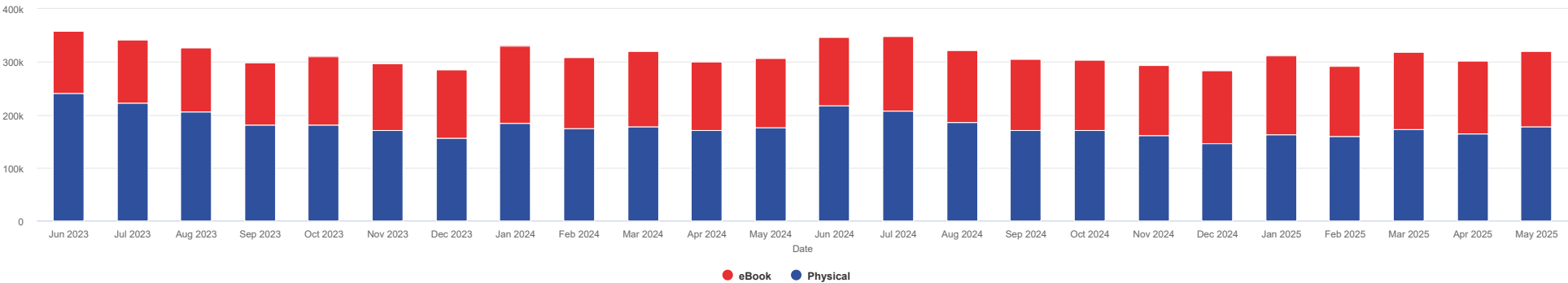
0.9%

Compared to the Previous Year

Circulation by Branch



Circulation Ratio of Physical & eBook



eBook Circulation numbers include circulation of eBooks, eAudiobooks, streaming video, and eMagazines

Door Count

Door Count



May 2025

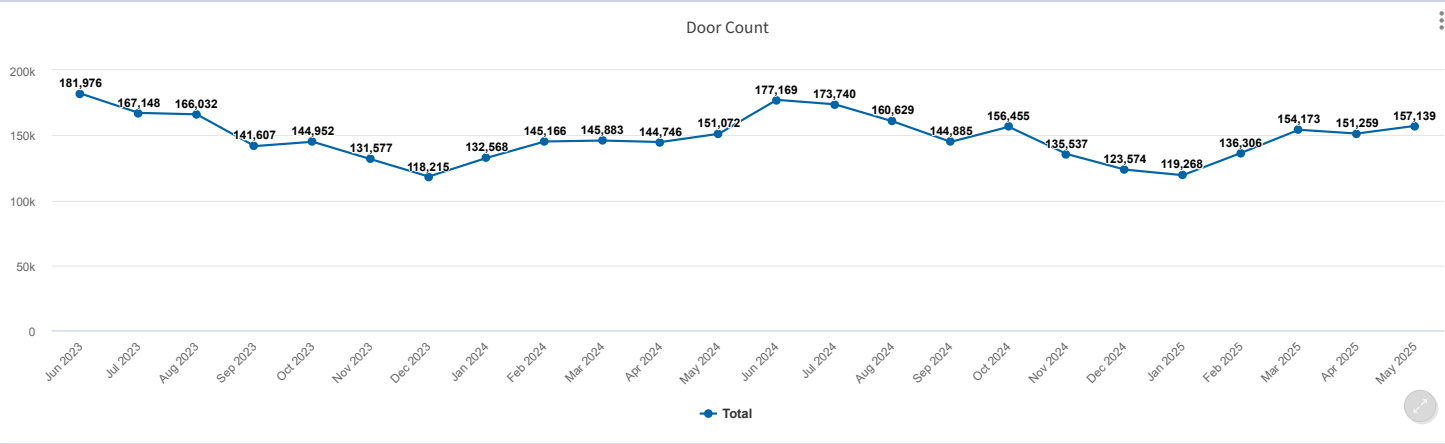
157,139

↑ Increased by 6,067

▲ 4.0% increase

Compared to May 2024

[Click for data summary](#)



Door Count Running Total



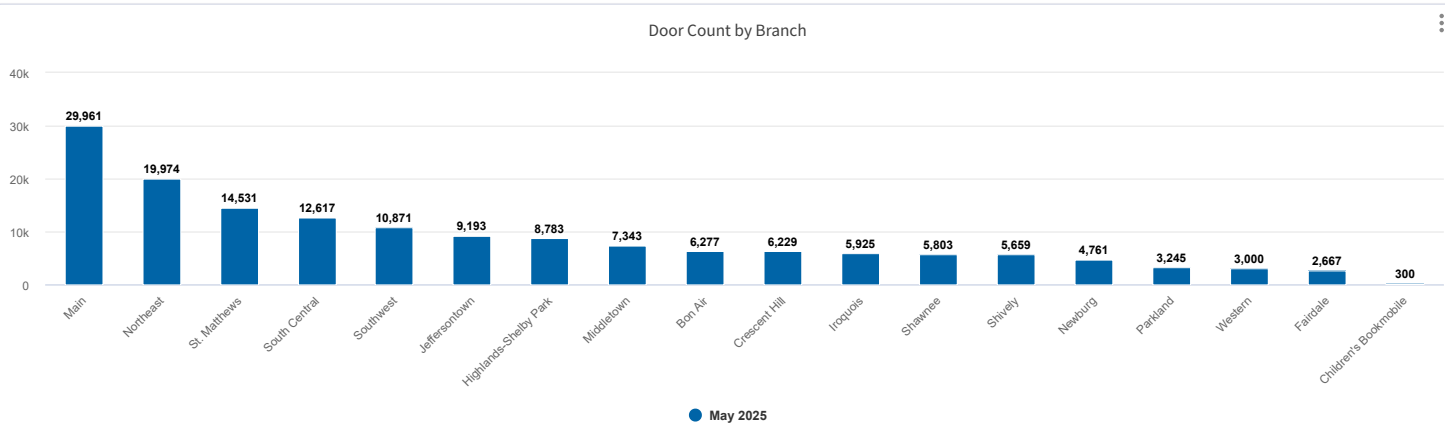
12 Month Running Total

1,790,134

↑ Increased by 19,192

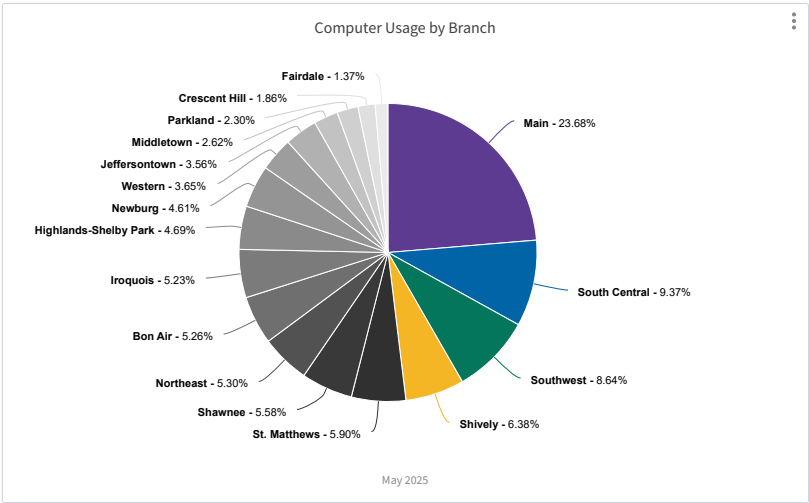
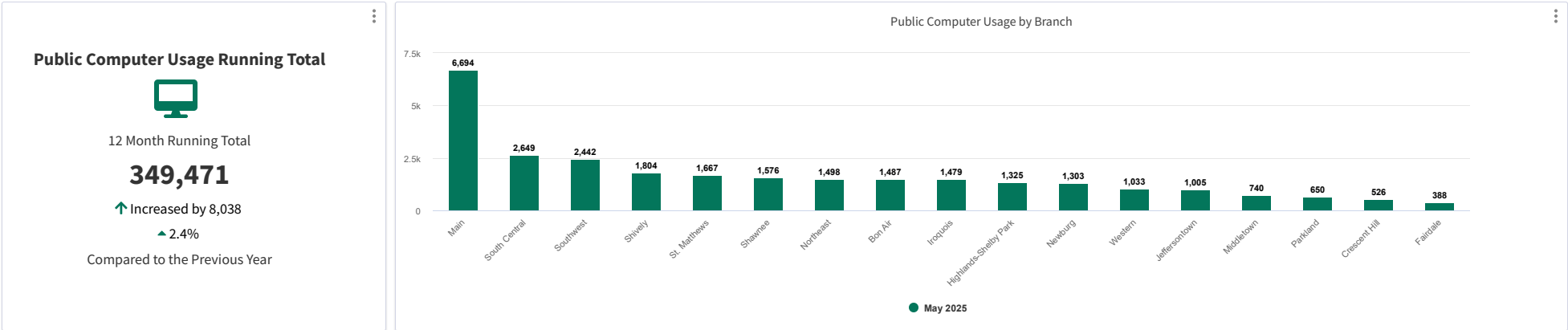
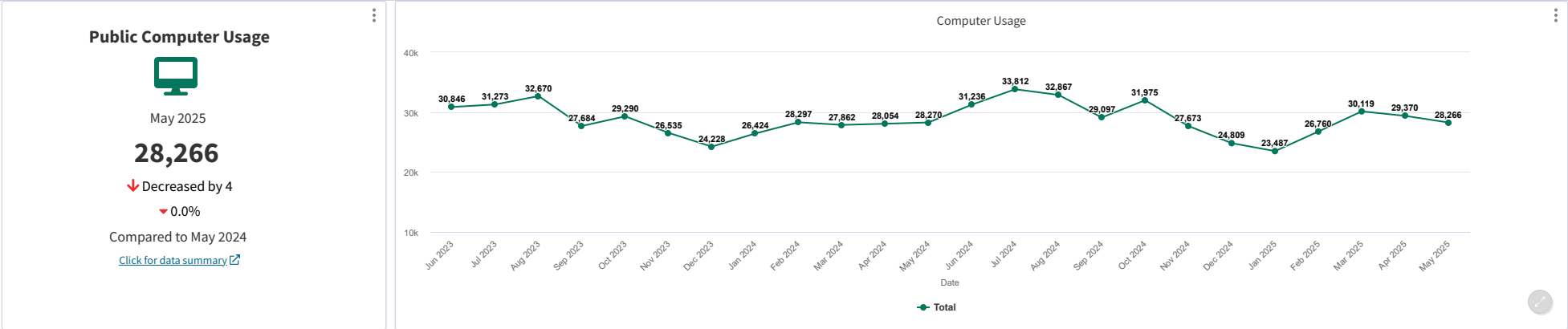
▲ 1.1%

Compared to the Previous Year

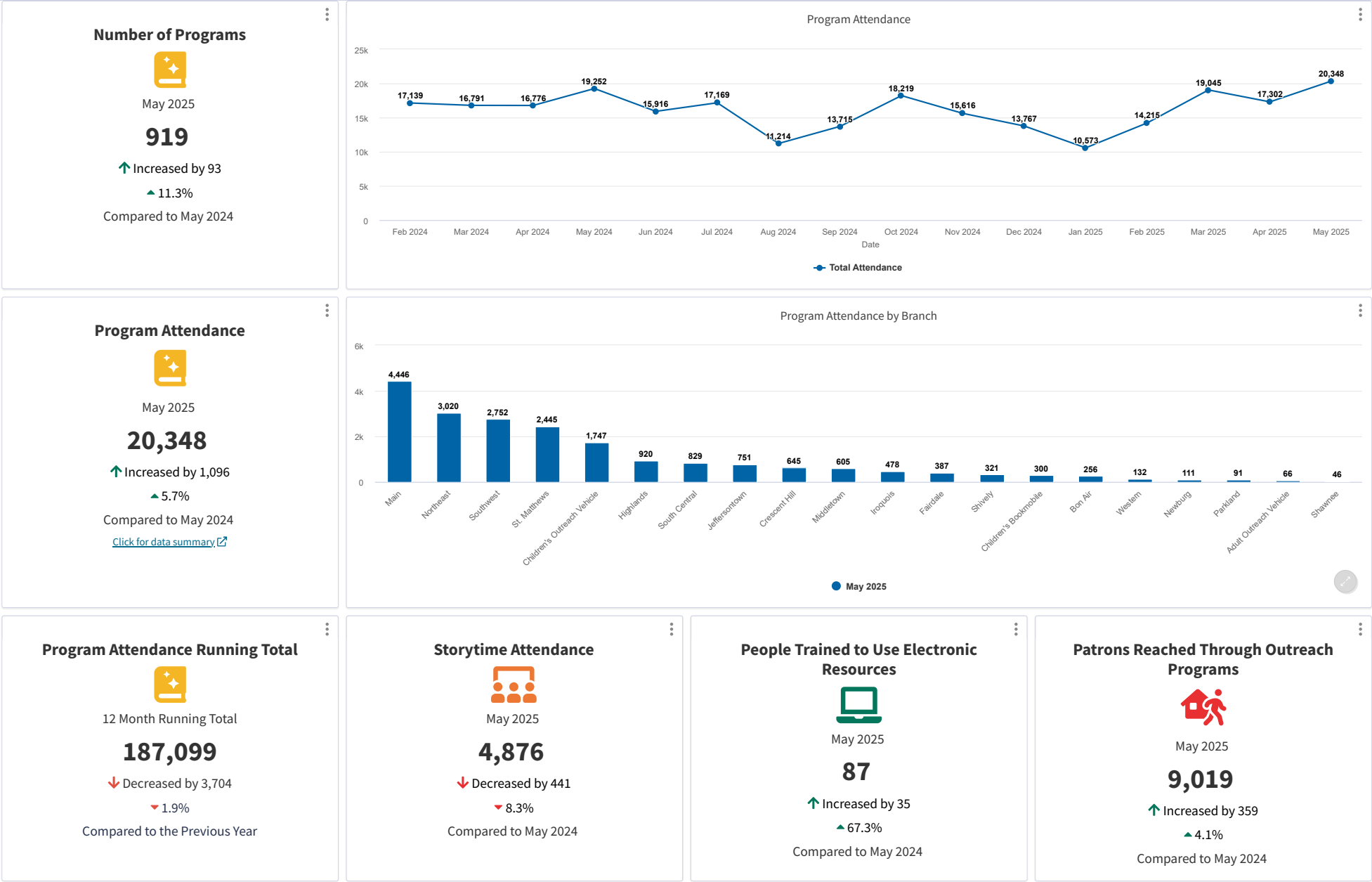




Public Computer Use



Programming



New Registration

New Registrations



May 2025

1,563

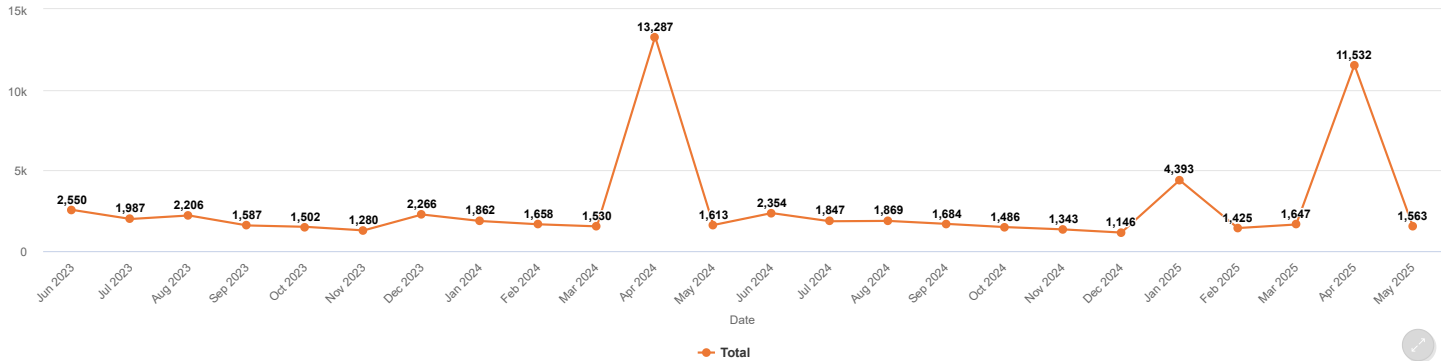
Decreased by 50

3.1%

Compared to May 2024

[Click for data summary](#)

New Registrations



New Registration Running Total



12 Month Running Total

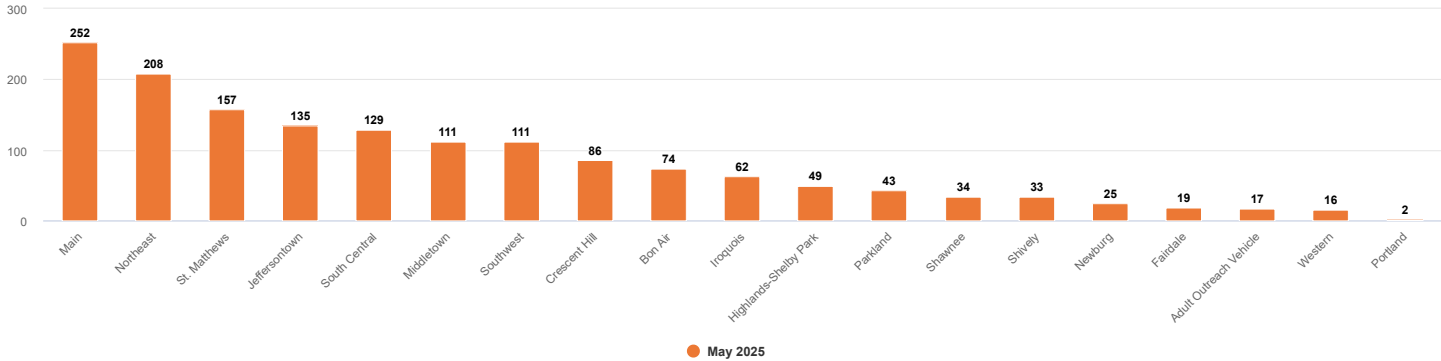
32,289

Decreased by 1,039

3.1%

Compared to the Previous Year

New Registration by Branch



KPIs

